



Virginia Cooperative Extension

Virginia Tech • Virginia State University

www.ext.vt.edu

VIRGINIA SOYBEAN PERFORMANCE TESTS

2020

David Holshouser, Amy Pawlick, & Billy Taylor

Tidewater Agricultural Research and Extension Center

6321 Holland Road

Suffolk, VA 23437

O: 757-807-6541

M: 757-355-2972

dholshou@vt.edu



ACKNOWLEDGEMENTS

The contributions of the following cooperators are gratefully acknowledged:

2020 Participating Seed Companies and Universities

Bayer Crop Science	Progeny Ag
BASF	Seed Consultants
GDM Seeds	SeedKoz
Hubner Seed	Syngenta
LG Seeds	Tidewater Seed LLC
Local Seed Co	UniSouth Genetics, Inc.
Meherrin Ag & Chemical Company	Univ. of Arkansas
Mid Atlantic Seeds, Inc.	University of Missouri
Nutrien Ag Solutions/Dyna-Gro Seeds	Virginia Crop Improvement Assoc.
Pioneer, a Corteva Company	Virginia Tech

Soybean Check-off Boards & Associations

Virginia Soybean Board
Virginia Soybean Association

Virginia Agricultural Experiment Station

Eastern Virginia Agricultural Research and Extension Center, Warsaw
Joseph Oakes, Superintendent
Lin Barrack, Farm Manager

Tidewater Agricultural Research and Extension Center, Suffolk
Hunter Frame, Acting Director
Karl Jones, Farm Manager

Producers

Cam Gibson, Orange County
John Shepherd, Lunenburg County
Ryan Parrish, Lunenburg County
Steve Sturgis, Northampton County

Virginia Tech Variety Testing Staff

Ronald Daughtrey
Timothy Phillips

Virginia Cooperative Extension

All County Extension Agents for an excellent job of disseminating this information

CONTENTS

Introduction	1
Materials and Methods	1
Interpreting the Results	2
Rainfall & Temperature	3
Location Information	4
Suppliers of 2020 Soybean Entries	5
Tables 1a-i. Yield summaries and two & three year data	7
Tables 2a-c. Performance of Maturity Group III Entries	19
Tables 3a-j. Performance of Early-Maturity Group IV Entries	22
Tables 4a-j. Performance of Late-Maturity Group IV Entries	32
Tables 5a-j. Performance of Early-Maturity Group V Entries	47
Tables 6a-j. Performance of Late-Maturity Group V Entries	57

INTRODUCTION

The purpose of this publication is to provide performance data of the many soybean varieties offered for sale in Virginia. These data should be of benefit to producers and agribusinesses in making selections of varieties for their use. It is realized that not all varieties that are offered for sale in Virginia are included in these tests. There is no implication that varieties not included are inferior in any way, but only that they have not been tested.

Virginia experienced variable growing season (see page 3 for weather information). In general, a cool wet May was followed by a 2- to 5-week drought, depending on location, from mid-June through July. The dry period occurred during double-crop planting; therefore stands were less than expected although adequate. This dry spell was followed by very good weather through harvest. The drought severely affected the yields and increased variability of early-maturing varieties at several sites. However, later maturing varieties yielded very well.

MATERIALS AND METHODS

Soybean varieties were entered by commercial seed companies, universities, crop improvement associations, and Virginia soybean farmers. Performance tests were conducted under full-season (May-planted) and/or double-crop (planted June to early-July) systems in the Northern Piedmont (Orange), Southern Piedmont (Blackstone), Northern Coastal Plain (Warsaw), Southern Coastal Plain (Suffolk), and Eastern Shore (Eastville) regions of Virginia. All double-crop tests were no-till planted following wheat harvest except in Blackstone where shallow vertical tillage was used. All plots were planted with an Almaco Seed Pro 6-row planter. Recommended cultural practices were used and data were collected from a uniform set of instructions. Details of cultural practices used and soil types are listed on Tables 1a & b. Fertilizer was applied according to Virginia Tech soil test recommendations. Seed treatments were used on most seed, the chemical composition varying with company. Seeding rates were the equivalent to 140,000 seed per acre in full-season tests and 220,000 seed per acre in double-crop tests. All tests were maintained weed free with preemergence and/or postemergence herbicides and hand weeding. Insecticides were applied if insect pests approached economic thresholds. Fungicides were applied if disease was present and conditions were favorable for further disease progress. Tests were harvested as near to the date of first harvest maturity as work schedules and weather would permit. Plots were end-trimmed to prevent alley effects. The interior four rows of all plots were harvested with a Wintersteiger Delta small-plot combine equipped with weigh scales, moisture meter, and on-board computer. A small seed sample was collected from each plot to evaluate seed characteristics. Data were collected using the following methods:

Maturity was measured at the date when 95% of the pods turned brown (R8) at Warsaw.

Lodging was visually estimated using a 1 to 5 scale according to the following criteria:

- 1.0 = almost all plants erect
- 2.0 = either all plants leaning slightly, or a few plants down
- 3.0 = either all plants leaning moderately (45° angle), or 25 to 50% down
- 4.0 = either all plants leaning considerably or 50 to 80% down
- 5.0 = all plants down

Plant Height was determined at maturity (R8) by measuring and averaging 3 to 5 randomly chosen plants. Height was measured from the ground to the uppermost main-stem node of the plant at maturity.

Purple Seed Stain (PSS) is the percentage of seed from a 100-seed sample that are affected with that disease.

Seed Quality (SQ) ratings may represent Phomopsis seed decay and other seed disease. The following scale was used:

- 1.0 = very good; 2.0 = good; 3.0 = fair; 4.0 = poor; 5.0 = very poor.

Seed Size (SS) was obtained from the weight of a 100-seed sample then converted to number of seed per pound.

Yield (bushels/acre) was measured as pounds or grams per plot, adjusted to 13% moisture, and then converted to bushels per acre. A bushel weight of 60 pounds was used to determine yield.

The experimental design was a randomized complete block design with three replications per site. Due to the number of entries, it was necessary to separate the varieties by maturity in all locations. To facilitate field operations and to allow for more accurate comparison, maturity group IV and V varieties were separated into early (RM 4.0-4.6; 5.0-5.4) and late (RM 4.7-4.9; 5.5-5.9) relative maturity tests. Data were subjected to analysis of variance and means were separated with Fisher's Protected LSD test ($p = 0.10$).

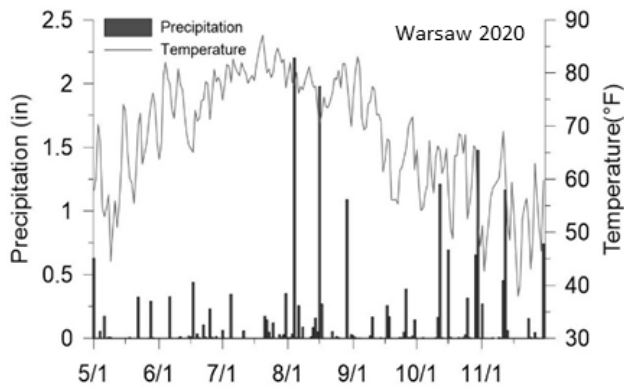
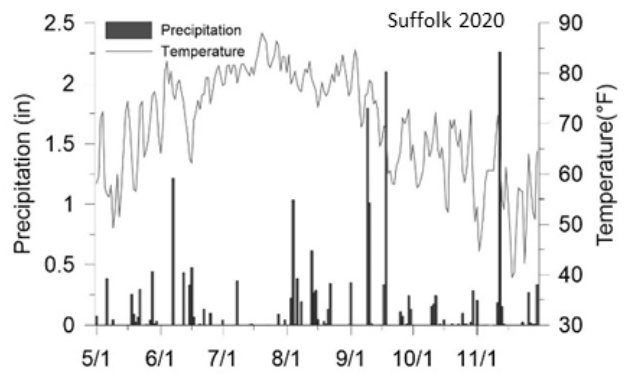
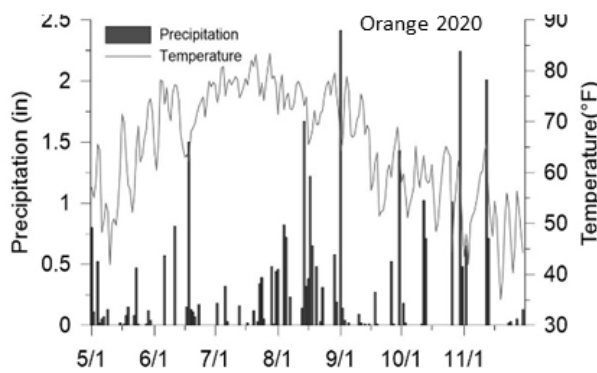
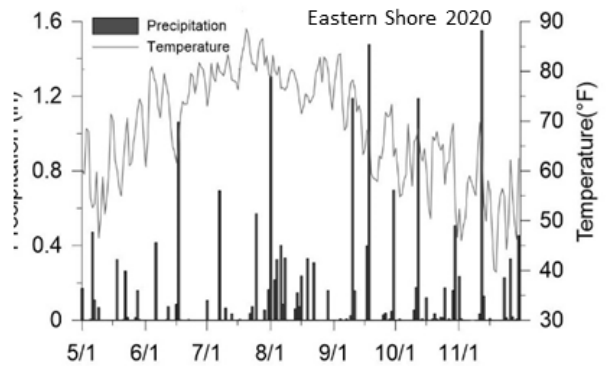
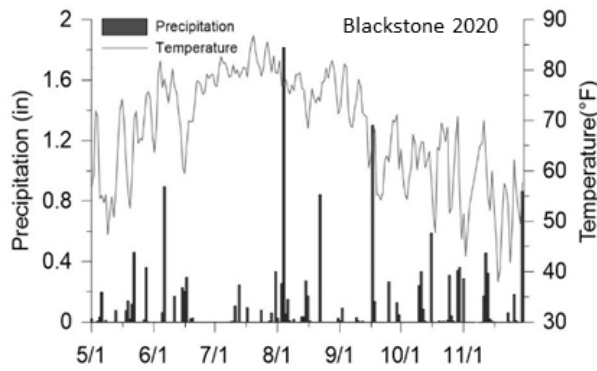
INTERPRETING THE RESULTS

Tables 1a-1i contain full-season or double-crop yield summaries with 2- and/or 3-year averages where data is available. Past analysis of test data indicated that variety selection should be made from multiple years and sites. More sites result in information that is more reliable and a better indicator of how a variety will perform in the future. Not all varieties are tested in full-season and double-crop systems. Therefore, one should not use averages across full-season and double-crop systems to compare varieties. Varieties in the summary tables are ranked by average yield or relative yield across sites in descending order. The remaining pages (Tables 2a – 6j) contain detailed yield and other performance data from each site. Varieties are again sorted by yield. Traits shown in these tables include lodging, height, purple seed stain, seed quality, seed size, and yield. Upon request, these tables in an Excel spreadsheet can be provided.

It is not statistically correct to compare varieties from different maturity groups. However, it is recommended that producers select two to three of the highest yielding varieties from each maturity group adapted to his region in order to spread out harvesting time and yield risks associated with timing of summer rainfall patterns. The average performance of a variety over multiple environments is more reliable than its performance in one test. Because of year-to-year variability in variety performance, data for varieties with less than six site-years are considered preliminary. After examining these results, the farmer may want to plant limited quantities of several new better performing varieties to observe how they perform on his farm and under his management conditions.

Within maturity groups at each location, LSD (least significant difference) was calculated at the 10% probability level. The LSD is a statistical test to assist the reader in comparing the yield differences among varieties within a particular maturity group. When two entries are compared and the difference between them is greater than the calculated LSD value, the varieties are considered significantly different. The coefficient of variation (CV) is a relative measure of variation and is an indicator of the degree of precision associated with the test. CV values less than 15% indicates that the precision of the test was good in distinguishing differences between varieties.

Average temperature and rainfall during the 2020 growing season at variety test locations.



Location information of Virginia soybean full-season performance tests, 2020.

Location	Blackstone	Eastern Shore	Orange	Suffolk	Warsaw
Tillage System	No-till	No-till	No-till	No-till	No-till
Row Spacing	15"	15"	15"	15"	30"
Planting Date	5/15 11/19: late-V	5/27 11/10: late-IV & V	5/13 11/5: MG V	6/11 11/4: late-IV & V	5/27 11/4: IV & V
Herbicides (at planting)	Dual Magnum, Authority First	Liberty, Valor, Medal	Authority First, Liberty, Medal EC	Authority First, Zidua	First Rate, Medal II
Postemergence Herbicides	7/2: Flexstar, Induce	7/1: Flexstar 7/14: Ultra Blazer, Quadfire 8/27: Intensity, Herbimax	6/2: Reflex, Basagran, Induce 6/26: Basagran, Provonis	6/27: Flexstar 7/15: Ultra Blazer, Quadfire 7/23: Clethodim, Faststrike	6/23: First Rate, Radiate, Tombstone
Insecticides		8/27: Besiege		8/18: Besiege	
Fungicides				8/18: Quadris Top	

Location information of Virginia soybean double-crop performance tests, 2020.

Location	Blackstone	Eastern Shore	Orange	Suffolk	Warsaw
Tillage System	Turbo-Till	No-till	No-till	No-till	No-till
Row Spacing	15"	15"	15"	15"	20"
Planting Date	7/2	7/1	6/25	6/24	6/30
Harvest Dates	11/18: IV & V early 11/19: V late	11/24: III, IV, & V	11/27: IV & V	11/3: IV 11/11: V	11/20: IV 12/3: V
Herbicides (at planting)	Envive, Medal EC	Valor, Medal EC, Liberty	Medal EC, Authority First, Liberty	Medal EC, Authority First, Liberty	Makaze, Dual Magnum
Postemergence Herbicides	9/8: Clethodim			7/23: Clethodim, Faststrike	8/18: Basagran
Insecticides		8/27: Besiege		8/27: Besiege	
Fungicides				8/27: Proline	

Suppliers of 2020 soybean entries.

SUPPLIER	BRAND	VARIETIES
Bayer Crop Science 800 N Lindbergh Blvd. St. Louis, MO 63167	Asgrow	AG46X0, AG46X6, AG47X9, AG48X7, AG48X9, AG49X9, AG52X9, AG53X0, AG55X7, AG56X8
Tidewater Seed LLC 29000 Information Lane Suite 302 Easton, MD 21601	Axis	XP4700, 4730NRXS, XP4600, 5016NRXS, XP5100, 5319NRX
BASF 544 Loop Road Clayton, NC 27527	Credenz	CZ 3750GTLL, CZ 3840GTLL, CZ 3930GTLL, CZ 4240GTLL, CZ 4241GTLL, CZ 4280X, CZ 4341X, CZ 4410GTLL, CZ 4570X, CZ 4600X, CZ 4610GTLL, CZ 4701GTLL, CZ 4730X, CZ 4770X, CZ 4810X, CZ 4869X, CZ 4941X, CZ 4979X, CZ 5000X, CZ 5299X, CZ 5351X, CZ 5700X, CZ 6020X, CZ 6260LL, CZ 6520LL, CZ 6730LL, CZ 6770X,
Dyna-Gro Seed 1140 Sweet Road East Aurora, NY 19052	Dyna-Gro	S39EN19, S43EN61, S43XS70, S45ES10, S46XS60, S46ES91, S48XT90, S49EN79, S52RS86, S52XT91, S56XT99, S58XT30
GDM Seeds 4003 Commercial Center Sr Marion, Arkansas, 72364	Donmario Seeds Virtue Seeds	DM 45X61, DM47X39, DM 49X13, DM48E73, DM51E01, DM59E01 V4220S, V4720S
Hubner Seed 111 Stevens Hill Rd Altoona, PA 16601	Hubner	H43-27R2X, H46-29R2X, H49-27R2X, H50-10R2X, H42-28R2X
LG Seeds 1122 E 169 th Street Westfield, IN 46074	LG Seeds	C4227RX, LGS4464RX, LGS4632RX, C4845RX, LGS4899RX
Local Seed Company, LLC 802 Rozelle Street Memphis, TN 38104	Local Seed	LS3976X, ZS4295GLS, LS4299XS, LS4407X, LS4565XS, LS4607XS, ZS4694E3S, LS4706GL, LS4795XS, LS4798X, LS4806XS, LS4999X, LS5009XS, LS5087X, ZS5098E3, LS5386X

SUPPLIER	BRAND	VARIETIES
Mid-Atlantic Seeds 204 ST. Charles Way 163E York, PA 17402	Mid-Atlantic Seeds	MAS3220E3, MAS3600E3/STS, MAS4811E3/STS, MAS4820E3/STS, MAS4666GT
Syngenta 4013 Fairmount Pike Signal Mtn, TN 37377	NK	S39-G2X, S47-Y9X, S49-F5X, S53-F7X, S57-A7X
Pioneer, a Corteva Company 4211 Dunhagan Road Greenville NC 27858	Pioneer	P44A72BX, P46A86X, P48A60X, P46A57BX, P52A26R, P53A67X, P55A49X, P59A11SX
Progeny Ag Erwin-Keith, Inc. 1529 Hwy. 193 Wynne, AR 72396	Progeny	4265RXS, 4444RXS, 4505RXS, 4620RXS, 4700RXS, 4816RX, 4821RX, 4851RX, 4970RX, 5016RXS, 5170RX, 5252RX, 5554RX, 6461RX, 4241E3, 4682E3, 4775E3S, 4807E3S, 4902E3, 4908E3S, 5008E3, 5211E3, 4602LR
Seed Consultants 648 Miami Trace Rd. SW Washington Court House OH, 43160	Seed Consultants	SC 7461E, SC 7481E, SC 8521X, SC 8570X
Meherrin Ag & Chemical Co P.O. Box 200/4136 Severn Road Severn, NC 27877	Southern Harvest	SH3814LL, SH4019LLGT, SH4020E3, SH4619LLGT, SH4820E3, SH4920E3, SH5215LL, SH5321E3, SH6020LL/STS, SH6515LL/STS
SeedKoz 1725 Windward Concourse Suite 410 Alpharetta, GA 30005	MorSoy	MS 3907, MS 4616, MS 4800, MS 4846, MS 5110, MS 5398, MS 5607

SUPPLIER	BRAND	VARIETIES
UniSouth Genetics, Inc. 3205C Hwy 46 S Dickson, TN 37055	USG	7381ETS, 7431ET, 7451ET, 7471ET, 7480ET, 7491ETS, 7447XTS, 7480XT, 7496XTS 7487XTS, 7496XTS, 7529XTS, 7540XT
University of Arkansas 1091 W. Cassatt St. Fayetteville, AR, 72704	U o f Arkansas	R13-14635RR, R15-2422, R16-259
University of Missouri 147 St Hwy T Portageville, MO 63873	U of Missouri	S16-5540R, S16-14730C, S16-7875C, S16-7922C, S16-3747RY, S16-11651C
Virginia Crop Improvement Association PO Box 78, Mount Holly, VA 22524	Public	S14-15138GT, Corbin
Virginia Tech 220 Ag Quad Ln Blacksburg, VA 24060	Virginia Tech	V17-0454, V16-0293 , V17-2918R, V15-2259ST, V14-0079, V16-0262DI, V15-2261ST, V17-0373, V16-0269DI, V17-3039R2LA

Table 1a. Yield summaries (bu/A) of full-season maturity group III entries, 2020.

Brand	Variety	Herbicide Resistance	Relative Maturity	Eastern Shore	Orange	Warsaw	Avg.	2-YR Avg.	3-YR Avg.
NK Brand	S39-G2X	LL	3.9	50.3	79.1	74.9	68.1	69.8	
Credenz	CZ3930GTLL	LLGT27	3.9	50.6	70.5	71.1	64.1		
Local Seed	LS3976X	Enlist E3	3.9	43.3	76.1	66.8	62.1		
Southern Harvest	SH3814LL	Xtend	3.8	35.2	77.0	61.5	57.9	58.7	59.0
Credenz	CZ3750GTLL	E3	3.7	34.3	71.7	56.2	54.1		
MorSoy	MS3907	Enlist STS	3.9	34.2	61.6	66.0	53.9		
Credenz	CZ3840GTLL	E3	3.8	41.2	69.9	45.1	52.1		
Mid-Atlantic Seeds	MAS3220E3	RXT	3.2	23.9	67.6	60.9	50.8		
Mid-Atlantic Seeds	MAS3600E3/STS	RR2 Xtend	3.6	27.6	73.3	51.3	50.7		
Dyna-Gro	S39EN19	LLGT27	3.9	21.4	72.0	57.6	50.3	58.7	
USG	7381ETS	LLGT27	3.8	22.5	74.0	50.3	48.9		
LSD P=.10				7.6	6.7	16.2	9.6		
CV				15.3	6.6	19.1	21.1		
Grand Mean				35.0	72.1	60.2	55.7		

Table 1b. Yield summaries (bu/A) of full-season early-maturity group IV entries, 2020.

Brand	Variety	Herbicide Resistance	Relative Maturity	Black-stone	Eastern Shore	Orange	Suffolk	Warsaw	Avg.	2-YR Avg.	3-YR Avg.
LG Seeds	LGS4632RX	Xtend, STS	4.6	55.9	48.3	84.8	56.4	74.8	64.0		
USG	7451ET	Enlist	4.5	61.7	52.1	78.8	52.1	72.3	63.4		
Local Seed	LS4565XS	Xtend/STS	4.5	52.7	51.5	78.2	60.3	68.5	62.2	63.2	
Local Seed	LS4407X	Xtend	4.4	58.6	46.4	79.2	55.9	69.2	61.9		
Donmario Seeds	DM45X61	RR2X / STS	4.5	52.9	46.2	83.0	54.3	70.8	61.4		
Dyna-Gro	S46XS60	RR2X/STS	4.6	53.7	49.2	84.3	49.8	70.0	61.4	64.6	
Credenz	CZ4570X	RR2X	4.5	50.2	49.8	76.7	53.2	75.0	61.0	63.1	
Asgrow	AG46X6	RR2X	4.6	52.4	43.3	83.1	60.3	63.3	60.5	65.1	66.7
MorSoy	MS4616	RXT	4.6	48.2	52.6	81.2	51.4	67.1	60.1		
Axis	4631NRXS	LLGT27	4.6	55.6	43.8	78.8	49.8	72.0	60.0		
Asgrow	AG46X0	RR2X/SR	4.6	47.6	49.4	82.7	51.3	67.2	59.6	63.4	
Pioneer	P46A86X	Extend/RR	4.6	56.6	50.0	77.6	47.0	66.3	59.5		
Pioneer	P44A72BX	Extend/RR/STS	4.6	55.4	34.1	78.4	58.6	69.6	59.2		
Local Seed	LS4299XS	Xtend/STS	4.2	46.4	46.2	75.6	58.3	68.7	59.0	62.7	
University of Arkansas	R16-259	CONV	4.6	54.2	49.5	74.2	42.0	72.6	58.5		
Hubner	H46-29R2X	RR2X	4.6	53.2	46.1	75.8	50.7	65.9	58.3	63.7	
Dyna-Gro	S45ES10	Enlist E3	4.5	50.9	46.2	77.0	41.6	73.9	57.9		
LG Seeds	LGS4464RX	Xtend, STS	4.4	49.2	41.7	75.4	50.3	70.2	57.4		
Southern Harvest	SH4019LLGT	LLGT27	4.0	51.9	48.0	72.6	51.6	62.3	57.3	59.3	
Dyna-Gro	S43XS70	RR2X/STS	4.3	50.3	44.6	75.0	47.6	67.0	56.9		
Hubner	H43-27R2X	RR2X	4.3	52.4	47.1	74.2	52.6	57.7	56.8	62.7	63.9
Credenz	CZ4600X	RR2X	4.6	51.1	51.7	73.7	37.4	69.2	56.6	60.7	
Virginia Tech	V17-0454	CONV	4.6	50.4	43.2	72.9	44.6	71.7	56.6		
LG Seeds	C4227RX	Xtend, STS	4.2	51.7	36.8	83.0	47.0	63.6	56.4	62.7	
USG	7447XTS	Xtend STS	4.4	48.2	39.7	76.2	49.5	68.2	56.4	63.9	64.2
Local Seed	ZS4694E3S	Enlist/STS	4.6	50.8	41.3	78.7	43.8	66.9	56.3	60.4	
Southern Harvest	SH4619LLGT	LLGT27	4.6	45.1	57.0	67.9	39.1	69.3	55.7	58.6	
University of Missouri	S16-5540R	RR1	4.6	53.1	41.3	59.4	50.9	71.2	55.2		
Dyna-Gro	S43EN61	Enlist E3	4.3	53.2	43.2	68.8	45.8	63.9	55.0		
Seed Consultants	SC461E	RR, Enlist	4.6	47.8	51.7	76.2	35.7	62.2	54.7		
Credenz	CZ4410GTLL	LLGT27	4.4	49.1	40.8	70.0	46.2	62.8	53.8		
USG	7431ET	Enlist	4.3	46.2	40.2	77.4	48.5	54.3	53.3		

Brand	Variety	Herbicide Resistance	Relative Maturity	Black-stone	Eastern Shore	Orange	Suffolk	Warsaw	Avg.	2-YR Avg.	3-YR Avg.
Hubner	H42-28R2X	RR2X	4.2	50.4	40.2	74.1	33.6	61.8	52.0		
Credenz	CZ4280X	RR2X	4.2	47.4	40.6	67.2	42.6	61.1	51.8		
Pioneer	P42A97X	RR2X	4.2	44.2	32.5	83.0	38.5	53.3	50.3		
Southern Harvest	SH4020E3	Enlist E3	4.0	45.0	23.8	76.9	48.1	54.6	49.7	55.3	
Virtue Seeds	V4220S	STS	4.2	54.2	27.0	68.2	42.1	56.0	49.5		
Credenz	CZ4341X	RR2X	4.3		42.2		48.4	54.8	48.5		
Local Seed	ZS4295GLS	LLGT27/STS	4.2	44.0	30.7	71.9	42.4	51.0	48.0		
Credenz	CZ4241GTLL	LLGT27	4.2	47.4	24.0	72.8	38.7	45.5	45.7		
Credenz	CZ4240GTLL	LLGT27	4.2	37.8	29.1	73.4	25.7	56.5	44.5		
LSD P=.10				5.4	8.9	8.2	9.1	7.8	5.4		
CV				7.9	15.3	7.9	14.0	8.8	15.8		
Grand Mean				50.7	43.0	76.0	47.4	64.9	56.3		

Table 1c. Yield summaries (bu/A) of double-crop early-maturity group IV entries, 2020.

Brand	Variety	Herbicide Resistance	Relative Maturity	Black-stone	Eastern Shore	Orange	Suffolk	Warsaw	Avg.	2-YR Avg.	3-YR Avg.
USG	7447XTS	Xtend/STS	4.4	56.0	49.0	67.9	62.7	65.2	60.2	52.5	53.7
Hubner	H43-27R2X	R2X	4.3	49.0	53.5	68.8	63.8	65.7	60.2	53.8	56.6
USG	7431ET	Enlist	4.3	41.5	62.7	64.7	60.0	61.1	58.0		
Progeny	P4444RXS	Xtend/STS	4.4	41.9	47.4	63.7	64.6	62.1	55.9		
Asgrow	AG46X6	RR2X	4.6	50.4	48.0	56.9	56.5	67.4	55.8	51.3	52.1
Progeny	P4505RXS	Xtend/STS	4.5	48.0	45.4	55.6	60.1	68.6	55.5		
Progeny	P4682E3	Enlist	4.6	47.2	44.9	61.7	60.9	62.1	55.4	47.9	
Dyna-Gro	S43XS70	RR2X/STS	4.3	43.3	45.3	62.3	59.3	66.5	55.3		
Local Seed	LS4565XS	Xtend/STS	4.5	43.0	49.9	63.0	56.1	64.7	55.3	50.4	
Dyna-Gro	S46XS60	RR2X/STS	4.6	46.3	55.3	58.9	55.8	59.5	55.2		
Local Seed	LS4299XS	Xtend/STS	4.2	53.0	38.6	56.1	66.4	61.4	55.1		
Hubner	H46-29R2X	R2X	4.6	43.3	51.7	60.5	55.2	64.5	55.0	50.9	
Dyna-Gro	S46ES91	Enlist E3	4.6	44.2	52.4	57.6	58.2	61.9	54.9		
Local Seed	LS4607XS	Xtend/STS	4.6	53.1	37.6	59.3	61.9	61.4	54.7		
Hubner	H42-28R2X	R2X	4.2	46.3	46.5	61.8	57.2	61.1	54.6		
Local Seed	ZS4295GLS	LLGT27/STS	4.2	43.6	48.2	61.4	52.1	66.5	54.4		
USG	7451ET	Enlist	4.5	45.0	48.8	61.7	54.6	61.5	54.3		
Progeny	P4602LR	LLGT27	4.6	41.5	48.1	59.4	57.1	64.7	54.2		
Axis	XP4600	LLGT27	4.6	43.8	53.8	57.6	48.7	64.2	53.6		
Local Seed	ZS4694E3S	Enlist/STS	4.6	42.4	46.7	60.7	52.6	63.0	53.1		
Progeny	P4620RXS	Xtend/STS	4.6	43.4	44.5	60.8	51.2	64.3	52.8	49.6	51.8
Progeny	P4241E3	Enlist	4.2	45.2	51.0	52.9	54.0	60.5	52.7		
Progeny	P4265RXS	Xtend/STS	4.2	48.4	42.5	62.7	48.4	61.4	52.7		
Dyna-Gro	S43EN61	Enlist E3	4.3	44.5	43.5	58.6	49.9	65.9	52.5		
Virginia Tech	V17-0454	CONV	4.6	43.4	44.9	58.4	51.5	60.5	51.7		
Asgrow	AG46X0	RR2X/SR	4.6	39.6	40.5	56.3	57.7	58.2	50.5	49.4	
Mid-Atlantic Seeds	MAS4666GT	RR	4.6	47.0	49.9	50.8	43.6	60.6	50.4		
Pioneer	P46A45PR	RR	4.6	45.1	45.8	52.5	43.8	62.8	50.0		
Pioneer	P42A97X	RR2X	4.2	46.4	41.5	52.2	48.2	53.2	48.3		
USG	7381ETS	LLGT27	3.8	36.3	38.4	58.0	46.5	47.1	45.3		
LSD P=.10				8.2	7.7	5.6	9.7	7.9	4.2		
CV				13.2	11.9	6.9	12.5	9.2	14.2		
Grand Mean				45.4	47.2	59.4	55.3	62.3	53.9		

Table 1d. Yield summaries (bu/A) of full-season late-maturity group IV entries, 2020.

Brand	Variety	Herbicide Resistance	Relative Maturity	Black-stone	Eastern Shore	Orange	Suffolk	Warsaw	Avg.	2-YR Avg.	3-YR Avg.
NK	S49-F5X	RR2X	4.9	55.6	55.0	80.5	54.8	86.2	66.4	71.0	
Dyna-Gro	S48XT90	RR2X	4.8	58.8	57.7	73.4	54.1	79.9	64.8		
Donmario Seeds	DM49X13	RR2X	4.9	57.9	59.0	67.4	52.3	83.6	64.0		
Donmario Seeds	DM47X39	RR2X	4.7	57.0	57.5	72.0	51.1	80.1	63.5		
Local Seed	LS4795XS	Xtend STS	4.7	54.7	51.0	75.2	59.8	75.9	63.3		
Asgrow	AG46X0	RR2X/SR	4.6	46.6	60.1	79.1	57.3	72.1	63.0		
Asgrow	AG48X9	RR2X/SR	4.8	55.3	51.1	78.1	51.7	77.3	62.7	69.9	69.5
Southern Harvest	SH4920E3	E3	4.9	64.0	55.1	63.4	56.3	73.9	62.5	68.7	
Credenz	CZ4770X	RR2X	4.7	56.6	52.4	73.0	45.8	82.4	62.0	68.2	
USG	7480XT	Xtend	4.8	56.3	56.4	73.6	46.4	77.3	62.0	71.7	
LG Seeds	C4845RX	Xtend STS	4.8	46.8	51.0	79.0	52.6	80.2	61.9		
NK	S47-Y9X	RR2X	4.7	54.2	49.3	72.7	53.9	77.5	61.5		
USG	7487XTS	Xtend STS	4.8	58.1	55.0	66.1	47.9	78.8	61.2	68.8	67.5
Credenz	CZ4979X	RR2X	4.9	58.4	53.3	67.4	50.4	76.3	61.2	67.0	
Virginia Tech	V16-0262DI	CONV	4.9	58.2	54.9	61.0	52.9	78.6	61.1		
LG Seeds	LGS4899RX	Xtend STS	4.8	49.7	53.3	73.3	52.2	76.3	61.0	67.4	
Local Seed	LS4999X	Xtend	4.9	51.3	53.0	69.6	51.2	76.8	60.4		
MorSoy	MS4846	RXT	4.8	51.5	47.8	73.2	50.9	78.2	60.3	68.0	68.8
Local Seed	LS4798X	Xtend	4.7	55.5	51.0	65.0	52.4	76.6	60.1	64.2	
Pioneer	P46A57BX	Extend/RR/STS	4.7	56.9	42.5	75.8	51.1	74.0	60.1		
Credenz	CZ4810X	RR2X	4.8	53.3	55.3	64.7	49.1	76.1	59.7		
USG	7496XTS	Xtend STS	4.9	49.3	44.0	72.9	46.5	84.8	59.5	67.2	66.7
Local Seed	LS4806XS	Xtend STS	4.8	51.1	52.7	66.8	51.3	75.0	59.4		
Southern Harvest	SH4820E3	E3	4.8	55.9	51.8	63.8	52.1	73.0	59.3	61.6	
Dyna-Gro	S49XS76	Xtend STS	4.9	48.8	53.6	61.8	50.8	81.0	59.2		
Credenz	CZ4869X	RR2X	4.8	51.0	54.3	70.4	56.5	63.5	59.1	63.9	
Virginia Tech	V16-0293	CONV	4.8	53.8	46.9	68.4	48.3	78.1	59.1	64.6	
U of Missouri	S16-7875C	CONV	4.9	53.5	56.0	57.7	47.6	79.7	58.9		
Pioneer	P49T62E	STS E3	4.9	57.9	52.1	67.2	41.7	74.3	58.6		
Asgrow	AG49X9	RR2X/SR	4.9	52.2	47.6	64.3	52.1	75.6	58.4	65.3	
Axis	4701ES	Enlist E3	4.7	54.5	56.7	67.8	45.6	66.5	58.2		

Brand	Variety	Herbicide Resistance	Relative Maturity	Black-stone	Eastern Shore	Orange	Suffolk	Warsaw	Avg.	2-YR Avg.	3-YR Avg.
Asgrow	AG48X7	RR2X/SR	4.8	51.0	53.8	65.9	46.9	73.3	58.2	66.0	65.5
Hubner	H49-27R2X	R2X	4.9	54.8	53.2	59.1	48.4	75.3	58.2		
USG	7470XT	E3	4.7	50.8	50.9	67.2	43.4	77.9	58.0		
Virtue Seeds	V4720S	STS	4.7	56.9	44.4	60.0	51.1	77.8	58.0		
Seed Consultants	SC7481E	RR, Enlist	4.8	49.1	45.9	70.6	51.2	72.3	57.8		
U of Missouri	S16-7922C	CONV	4.9	57.9	49.1	59.7	46.7	75.3	57.7		
Pioneer	P48A60X	Extend/RR	4.8	55.6	43.0	66.0	44.9	78.9	57.7	65.1	66.1
Virginia Tech	V17-2918R	RR	4.8	47.3	49.0	66.6	47.5	77.5	57.6	60.6	
Dyna-Gro	S49EN79	Enlist E3	4.9	50.6	57.9	62.5	40.7	75.3	57.4	64.0	
MorSoy	MS4800	Enlist	4.8	51.5	48.1	67.8	44.1	74.3	57.2		
Local Seed	LS4706GL	LLGT27	4.7	51.4	49.9	75.0	39.6	68.9	57.0		
Asgrow	AG47X9	RR2X	4.7	48.4	47.5	72.2	49.9	64.9	56.6	62.3	63.9
Credenz	CZ4730X	RR2X	4.7	50.0	52.2	70.6	38.6	69.7	56.2		
USG	7480ET	Enlist	4.8	58.0	49.1	49.2	52.2	72.0	56.1	61.9	
U of Missouri	S16-14730C	CONV	4.7	50.7	48.9	62.7	46.8	70.8	56.0		
Channel	4916	RR2X/SR	4.9	43.7	50.0	65.2	39.6	80.6	55.8		
Donmario Seeds	DM48E73	Enlist STS	4.8	50.9	46.0	62.6	46.6	70.7	55.4		
Credenz	CZ4701GTLL	LLGT27	4.7	41.7	53.8	72.9	32.1	74.6	55.0		
USG	7471ET	Enlist	4.7	51.3	52.7	62.1	39.8	69.2	55.0		
Axis	4730NRXS	XTEND	4.7	43.2	43.6	67.5	45.0	74.2	54.7		
USG	7491ETS	Enlist STS	4.9	55.4	40.4	63.3	39.4	74.9	54.7		
Public	S14-15138GT	GT, STS	4.8	48.1	49.8	66.9	40.9	66.2	54.4		
USG	7499E	Enlist	4.9	47.5	52.3	55.3	35.4	78.9	53.9	64.4	
Virginia Tech	V14-0079	CONV	4.9	55.8	30.0	58.4	38.9	75.6	51.7		
U of Arkansas	R15-2422	CONV	4.7	49.0	47.8	51.8	44.8	59.7	50.6		
Credenz	CZ4941X	RR2X	4.9		43.8		30.2	77.0	50.3		
Virginia Tech	V15-2259ST	STS	4.9	39.8	36.9	59.9	33.6	77.2	49.5	57.6	
LSD P=.10				7.3	6.9	9.3	5.9	7.6	5.3		
CV				10.3	10.2	10.2	9.2	7.4	8.6		
Grand Mean				52.5	50.5	67.1	47.3	75.4	58.5		

Table 1e. Yield summaries (bu/A) of double-crop late-maturity group IV entries, 2020.

Brand	Variety	Herbicide Resistance	Relative Maturity	Black-stone	Eastern Shore	Orange	Suffolk	Warsaw	Avg.	2-YR Avg.	3-YR Avg.
Asgrow	AG49X9	RR2X/SR	4.9	60.5	47.1	56.4	61.2	70.5	59.1	51.6	
Progeny	P4816RX	Xtend	4.8	50.2	43.0	66.3	65.5	69.4	58.9		
Virginia Tech	V14-0079	CONV	4.9	58.6	47.7	54.8	63.0	70.2	58.9		
Local Seed	LS4795XS	Xtend/STS	4.7	50.7	54.7	58.8	62.2	66.9	58.7		
Asgrow	AG48X7	RR2X/SR	4.8	52.2	52.2	56.4	60.5	71.7	58.6	52.5	54.4
USG	7496XTS	Xtend/STS	4.9	49.8	58.3	61.6	51.1	71.8	58.5	53.3	54.1
Asgrow	AG48X9	RR2X/SR	4.8	49.7	50.3	58.7	64.2	69.0	58.4		
Progeny	P4851RX	Xtend	4.8	53.2	39.6	58.9	69.8	69.6	58.2		
Hubner	H49-27R2X	R2X	4.9	54.1	50.5	57.5	57.4	70.5	58.0	51.9	54.3
Asgrow	AG46X0	RR2X/SR	4.6	51.1	52.6	58.0	62.3	65.9	58.0		
Progeny	P4902E3	Enlist	4.9	52.6	46.7	57.8	64.6	68.1	58.0		
Dyna-Gro	S48XT90	RR2X	4.8	51.0	49.5	60.1	59.4	68.8	57.8		
Progeny	P4970RX	Xtend	4.9	54.8	44.4	56.7	59.8	73.1	57.8		
Progeny	P4700RXS	Xtend/STS	4.7	48.9	44.9	61.0	61.8	71.5	57.6		
Local Seed	LS4806XS	Xtend/STS	4.8	50.2	55.9	53.5	60.0	66.9	57.3		
Mid-Atlantic Seeds	MAS4811E3/STS	E3	4.8	45.2	59.2	55.5	59.4	67.0	57.3		
Pioneer	P48A94PR	R	4.8	47.9	48.3	58.5	59.4	71.9	57.2		
Virginia Tech	V15-2259ST	STS	4.9	51.2	42.6	54.8	67.8	69.1	57.1	48.5	
Dyna-Gro	49XS76	Xtend/STS	4.9	47.6	51.7	58.1	56.9	71.0	57.1		
Progeny	P4908E3S	Enlist STS	4.9	51.1	53.0	54.9	63.9	61.5	56.9		
Virginia Tech	V16-0262DI	CONV	4.9	53.4	50.2	55.6	57.6	67.4	56.8		
USG	7480XT	Xtend	4.8	45.9	48.7	59.6	59.3	70.0	56.7	51.2	
Channel	4916	RR2X/SR	4.9	51.9	51.5	59.2	50.4	69.3	56.5		
USG	7471ET	Enlist	4.7	41.1	52.4	65.0	62.1	61.0	56.3		
Dyna-Gro	S49EN79	Enlist E3	4.9	39.7	51.6	54.9	64.0	68.9	55.8	49.8	
USG	7499E	Enlist	4.9	48.5	44.2	62.8	57.1	66.4	55.8	50.4	
Progeny	P4807E3S	Enlist STS	4.8	45.8	43.9	57.1	65.2	64.8	55.4		
Virginia Tech	V17-2918R	RR	4.8	47.6	53.8	54.9	53.9	66.6	55.4		
USG	7480ET	Enlist	4.8	51.2	42.9	57.9	59.5	63.8	55.1	50.9	
USG	7487XTS	Xtend/STS	4.8	45.2	41.1	65.0	56.0	67.2	54.9	53.2	55.8
Virginia Tech	V16-0293	CONV	4.8	50.0	49.9	52.9	54.5	67.0	54.9	48.9	

Brand	Variety	Herbicide Resistance	Relative Maturity	Black-stone	Eastern Shore	Orange	Suffolk	Warsaw	Avg.	2-YR Avg.	3-YR Avg.
Asgrow	AG47X9	RR2X	4.7	49.0	46.9	58.6	55.0	64.0	54.7	50.8	53.7
Axis	4730NRXS	Xtend	4.7	43.7	41.6	59.3	60.6	68.0	54.6		
Axis	XP4700	Enlist E3	4.7	39.5	42.9	63.2	64.2	61.8	54.3		
USG	7470XT	E3	4.7	42.2	45.6	54.8	57.8	68.2	53.7		
USG	7491ETS	Enlist STS	4.9	50.0	34.6	57.8	56.9	69.3	53.7		
Pioneer	P49T62E	STS E3	4.9	44.5	39.0	58.2	60.7	65.8	53.6		
Progeny	P4775E3S	Enlist STS	4.7	48.2	49.7	54.2	50.9	62.4	53.1		
Donmario Seeds	DM49X13	RR2X	4.9	47.5	48.3	52.8	51.6	65.2	53.1		
Public	S14-15138GT	GT, STS	4.8	47.0	49.6	49.3	60.2	57.2	52.7		
Progeny	P4821RX	Xtend	4.8	51.2	36.5	52.1	52.1	67.3	51.8		
LSD P=.10				8.0	8.1	7.2	6.1	4.7	4.6		
CV				12.0	12.4	9.2	7.6	5.2	7.8		
Grand Mean				49.1	47.7	57.6	59.5	67.5	56.3		

Table 1f. Yield summaries (bu/A) of full-season early-maturity group V entries, 2020.

Brand	Variety	Herbicide Resistance	Relative Maturity	Black-stone	Eastern Shore	Orange	Suffolk	Warsaw	Avg.	2-YR Avg.	3-YR Avg.
Dyna-Gro	S52RS86	RR2Y/STS	5.2	58.2	58.3	66.9	55.5	93.3	66.4	69.0	68.5
Local Seed	LS5087X	Xtend	5.0	58.3	54.9	75.4	58.5	79.3	65.3	67.7	
Pioneer	P52A26R	RR	5.2	55.3	53.7	68.7	62.3	81.6	64.3		
USG	7540XT	Xtend	5.4	64.5	57.2	57.2	59.1	81.9	64.0		
Asgrow	AG53X0	RR2X	5.3	58.9	50.7	64.5	57.1	87.7	63.8		
NK	S53-F7X	RR2, Extend	5.3	56.9	59.8	63.3	53.1	85.2	63.7	64.3	
Hubner	H50-10R2X	R2X	5.0	53.4	58.3	63.3	51.9	86.4	62.7	64.8	
MorSoy	MS 5110	Enlist	5.1	66.1	47.7	69.7	53.0	76.0	62.5		
Asgrow	AG52X9	RR2X/SR	5.2	54.8	54.7	66.8	55.5	80.1	62.4	65.3	66.4
Credenz	CZ5251X	R2X	5.3		54.7		45.9	83.2	61.3		
Local Seed	ZS5098E3	Enlist	5.0	56.4	56.8	58.6	55.2	77.2	60.8		
Dyna-Gro	S52XT91	RR2X	5.2	52.5	60.5	56.9	51.7	82.4	60.8		
Seed Consultants	SC8521X	RR2X	5.3	59.7	46.0	66.8	51.3	78.7	60.5		
U of Missouri	S16-3747R	RR1	5.0	63.0	52.9	51.1	55.9	78.5	60.3		
Credenz	CZ5299X	R2X	5.2	53.1	53.5	54.3	57.0	82.9	60.2	61.6	
Southern Harvest	SH5215LL	LL	5.2	56.7	49.9	54.7	53.9	85.2	60.1	63.4	64.0
Southern Harvest	SH5321E3	E3	5.3	56.8	56.1	57.5	51.8	77.3	59.9		
U of Missouri	S16-11651C	CONV	5.3	57.5	50.8	54.4	56.5	80.0	59.8		
Pioneer	P53A67X	Extend/RR	5.3	60.2	41.6	62.8	56.7	74.3	59.1		
Axis	5016NRXS	Xtend	5.0	56.3	45.3	64.8	48.4	79.7	58.9		
Virginia Tech	V17-0373	CONV	5.2	55.5	54.2	55.1	49.5	79.1	58.7		
MorSoy	MS 5398	RXT	5.3	49.2	52.1	66.0	45.0	79.7	58.4		
U of Arkansas	R13-14635RR	RR	5.4	54.7	52.2	56.7	47.7	80.7	58.4		
Local Seed	LS5386X	Xtend	5.3	56.7	46.3	65.0	41.7	81.4	58.2	64.4	
Credenz	CZ5000X	R2X	5.0	48.6	56.1	61.6	47.3	75.7	57.9		
Virginia Tech	V15-2261ST	STS	5.2	51.6	45.9	58.4	47.8	80.8	56.9	60.6	
USG	5618V	CONV	5.6	62.8	44.7	48.0	51.9	75.6	56.6		
Axis	5319NRX	Xtend	5.3	51.0	43.6	64.9	42.7	77.9	56.0	61.2	
Public	Corbin	GT	5.3	50.3	46.9	44.5	52.3	68.6	52.5	58.6	58.6
LSD P=.10				6.8	7.4	7.9	7.6	6.8	5.2		
CV				8.9	10.4	9.6	10.6	6.2	8.1		
Grand Mean				56.4	51.9	60.6	52.3	80.4	60.4		

Table 1g. Yield summaries (bu/A) of double-crop early-maturity group V entries, 2020.

Brand	Variety	Herbicide Resistance	Relative Maturity	Black-stone	Eastern Shore	Orange	Suffolk	Warsaw	Avg.	2-YR Avg.	3-YR Avg.
Southern Harvest	SH5215LL	LL	5.2	53.2	57.5	61.7	62.1	65.6	60.0	54.3	55.9
Dyna-Gro	S52RS86	RR2Y/STS	5.2	49.7	59.8	66.4	56.4	67.1	59.9	54.5	55.9
Hubner	H50-10R2X	RR2X	5.0	50.8	58.2	58.5	59.1	71.8	59.7	53.7	
Dyna-Gro	S52XT91	RR2X	5.2	49.3	54.5	65.5	52.9	71.0	58.6		
Local Seed	LS5009XS	Xtend STS	5.0	51.5	48.2	61.9	62.6	66.2	58.1		
Southern Harvest	SH5321E3	E3	5.3	43.4	55.3	63.3	63.3	64.7	58.0		
Axis	XP5100	ENLIST E3	5.1	39.7	60.3	61.5	58.2	63.0	56.5		
Local Seed	ZS5098E3	Enlist	5.0	48.3	56.1	56.3	55.8	65.0	56.3		
Asgrow	AG53X0	RR2X	5.3	43.1	52.3	61.5	57.8	66.3	56.2		
USG	5618V	CONV	5.6	41.3	47.3	63.1	60.3	66.2	55.6		
Progeny	P5211E3	Enlist	5.2	38.3	48.7	65.2	59.2	65.7	55.4	50.2	
Asgrow	AG52X9	RR2X/SR	5.2	42.1	51.5	59.9	57.8	65.6	55.4	49.8	52.7
USG	7529XTS	Xtend STS	5.2	49.5	50.6	57.2	57.7	60.9	55.2	50.0	52.9
USG	7540XT	Xtend	5.4	44.1	52.3	60.6	57.6	60.9	55.1		
Virginia Tech	V15-2261ST	STS	5.2	44.3	53.2	60.0	49.8	67.6	55.0	48.3	
Virginia Tech	V17-0373	CONV	5.2	44.1	55.0	60.2	59.0	56.5	55.0		
Donmario Seeds	DM59E01	Enlist/STS	5.1	49.8	53.6	54.4	59.0	57.9	54.9		
Progeny	P5252RX	Xtend	5.2	44.4	49.7	58.3	57.9	59.4	53.9	48.1	50.6
Axis	5319NRX	Xtend	5.3	39.8	42.1	65.6	57.6	63.5	53.7	49.1	
Axis	5016NRXS	Xtend	5.0	41.7	45.8	59.9	55.7	64.2	53.5		
Public	Corbin	GT	5.3	48.2	44.3	54.2	56.9	62.4	53.2	48.1	
Progeny	P5170RX	Xtend	5.1	43.9	50.0	58.2	50.5	62.1	52.9	48.4	
Local Seed	LS5386X	Xtend	5.3	44.3	43.0	59.7	54.0	63.2	52.8	49.7	
Progeny	P5016RXS	Xtend STS	5.0	45.3	40.4	54.2	46.4	63.4	49.9	47.2	51.2
LSD P=.10				8.6	7.2	7.4	5.7	4.5	3.8		
CV				13.9	10.3	8.9	7.3	5.1	11.2		
Grand Mean				45.4	51.2	60.3	57.0	64.2	55.6		

Table 1h. Yield summaries (bu/A) of full-season late-maturity group V entries, 2020.

Brand	Variety	Herbicide Resistance	Relative Maturity	Black-stone	Eastern Shore	Orange	Suffolk	Warsaw	Avg.	2-YR Avg.	3-YR Avg.
Dyna-Gro	S58XT30	RR2X	5.8	61.0	59.4	53.9	68.4	56.9	59.9		
Southern Harvest	SH6020LL/STS	LL	6.0	63.0	59.4	59.4	58.7	57.6	59.6		
Southern Harvest	SH6515LL/STS	LL	6.5	66.2	55.2	53.0	62.5	56.9	58.8		
Credenz	CZ6260LL	LL	6.2	60.5	54.3	60.4	57.0	59.1	58.3		
Credenz	CZ6020X	RR2X	6.0	57.7	53.4	60.4	59.1	56.8	57.5		
NK	S57-A7X	RR2X	5.7	55.6	56.3	55.9	60.9	58.3	57.4	60.0	58.7
Credenz	CZ5700X	RR2X	5.7	50.7	62.7	55.6	57.2	58.5	56.9	58.7	
MorSoy	MS5607	RXT	5.6	53.7	51.3	52.4	64.7	54.4	55.3	58.3	58.1
Credenz	CZ6520LL	LL	6.5	55.9	56.8	53.0	53.6	56.2	55.1		
Asgrow	AG56X8	RR2X	5.6	52.3	50.9	59.2	58.9	54.0	55.1	59.3	59.1
Credenz	CZ6770X	RR2X	6.7	51.0	57.5	59.4	53.1	54.0	55.0		
Virginia Tech	V17-3039R2LA	RR2Y	5.8	57.1	51.8	50.8	56.9	56.8	54.7		
Dyna-Gro	S56XT99	RR2X	5.6	53.8	48.9	50.2	60.0	58.1	54.2	57.8	58.5
Seed Consultants	SC8570X	RR2X	5.7	58.9	44.7	58.3	52.7	56.4	54.2	61.1	
USG	5618V	CONV	5.6	55.6	45.4	54.7	57.9	54.7	53.7	59.0	55.6
Pioneer	P55A49X	Extend/RR	5.6	52.6	45.1	52.9	56.1	57.7	52.9	60.8	
Asgrow	AG55X7	RR2X	5.5	55.4	44.1	56.6	53.3	53.4	52.6	57.2	55.0
Credenz	CZ6730LL	LL	6.7	61.4	52.0	52.3	37.5	57.4	52.1		
Pioneer	95M82	R	5.8	53.6	44.7	51.3	50.9	53.1	50.7		
Virginia Tech	V16-0269DI	CONV	5.5	50.0	36.6	62.6	47.6	50.7	49.5		
LSD P=.10				8.0	7.1	11.0	8.1	3.7	4.7		
CV				10.3	9.9	14.4	10.5	4.8	15.3		
Grand Mean				56.3	51.5	55.6	56.4	56.1	55.2		

Table 1i. Yield summaries (bu/A) of double-crop late-maturity group V entries, 2020.

Brand	Variety	Herbicide Resistance	Relative Maturity	Black-stone	Eastern Shore	Orange	Suffolk	Warsaw	Avg.	2-YR Avg.	3-YR Avg.
Credenz	CZ6730LL	LL	6.7	57.2	62.6	58.1	69.0	67.8	62.9	62.4	
Credenz	CZ6020X	RR2X	6.0	56.7	59.8	63.6	59.7	70.6	62.1	60.2	
MorSoy	MS5607	RXT	5.6	56.7	61.9	59.9	63.0	64.5	61.2	61.3	60.1
Southern Harvest	SH6020LL/STS	LL	6.0	55.3	59.6	58.7	60.8	71.4	61.2	61.7	
Progeny	P6461RX	Xtend	6.4	56.1	60.8	54.6	64.1	69.1	60.9		
Dyna-Gro	S56XT99	RR2X	5.6	53.4	57.9	59.4	60.5	69.2	60.1	60.7	60.4
Dyna-Gro	S58XT30	RR2X	5.8	57.9	55.3	54.0	64.7	66.4	59.7		
Credenz	CZ6770X	RR2X	6.7	55.6	56.4	53.2	63.6	69.3	59.6	60.5	
Credenz	CZ5700X	RR2X	5.7	53.1	56.1	58.8	64.9	64.7	59.5	60.0	
Southern Harvest	SH6515LL/STS	LL	6.5	54.8	58.8	55.6	58.9	69.1	59.4	61.0	58.7
Progeny	P5554RX	Xtend	5.5	52.2	57.4	53.3	63.1	67.6	58.7		
Asgrow	AG56X8	RR2X	5.6	47.0	57.8	59.9	59.3	68.5	58.5	61.1	60.3
Asgrow	AG55X7	RR2X	5.5	49.1	56.9	61.4	60.7	63.8	58.4	60.1	57.0
USG	5618V	CONV	5.6	51.0	46.1	65.9	61.2	63.7	57.6	60.9	56.9
Credenz	CZ6520LL	LL	6.5	52.5	54.4	54.5	58.0	65.4	57.0	57.6	
Virginia Tech	V16-0269DI	CONV	5.5	48.8	50.6	56.4	57.6	64.9	55.7		
Credenz	CZ6260LL	LL	6.2	57.5	48.3	50.0	57.0	61.7	54.9	56.4	
Virginia Tech	V17-3039R2LA	RR2Y	5.8	55.1	44.2	53.8	53.4	66.1	54.5		
Donmario Seeds	DM 51E01	Enlist/STS	5.9	39.3	51.3	60.1	58.1	63.3	54.4		
LSD P=.10				6.2	8.6	6.8	5.3	5.0	3.5		
CV				8.3	11.1	8.5	6.3	5.5	9.7		
Grand Mean				53.1	55.6	57.4	60.9	66.7	58.8		

Table 2a. Performance of full-season maturity group III entries at Eastern Shore VA, 2020.

Brand	Variety	Lodging (1-5)	Height (in)	PSS (%)	Seed		
					Quality (1-5)	Seed Size (Seed/lb)	Yield (Bu/A)
Credenz	CZ 3930GTLL	1.0	20.3	2	2.0	2377	50.6
NK	S39-G2X	1.0	24.0	6	2.0	2661	50.3
Local Seed	LS3976X	1.0	18.3	6	2.0	3259	43.3
Credenz	CZ 3840GTLL	1.0	19.3	3	2.0	2679	41.2
Southern Harvest	SH 3814 LL	1.0	20.0	5	2.0	2562	35.2
Credenz	CZ 3750GTLL	1.0	19.0	5	2.7	2909	34.3
MorSoy	MS 3907	1.0	21.3	9	2.0	2838	34.2
Mid-Atlantic Seeds	MAS3600E3/STS	1.0	18.0	6	2.7	3035	27.6
Mid-Atlantic Seeds	MAS3220E3	1.0	16.0	16	3.0	2902	23.9
USG	7381ETS	1.0	15.0	12	3.0	2955	22.5
Dyna-Gro	S39EN19	1.0	17.0	14	3.7	2820	21.4
LSD P=.10		-	2.6	4.6	0.5	146	7.6
CV		0.0	9.7	42.3	12.9	3.7	15.3
Grand Mean		1.0	18.9	7.7	2.5	2818	35.4

Table 2b. Performance of full-season maturity group III entries at Orange VA, 2020.

Brand	Variety	Lodging (1-5)	Height (in)	PSS (%)	Seed		
					Quality (1-5)	Seed Size (Seed/lb)	Yield (Bu/A)
NK	S39-G2X	1.0	42.0	1	2.0	2852	79.1
Southern Harvest	SH 3814 LL	1.0	37.3	4	2.3	2490	77.0
Local Seed	LS3976X	1.0	39.3	0	2.0	3062	76.1
USG	7381ETS	1.0	29.0	0	2.0	2874	74.0
Mid-Atlantic Seeds	MAS3600E3/STS	1.0	33.3	8	2.0	2660	73.3
Dyna-Gro	S39EN19	1.0	31.0	5	2.7	2479	72.0
Credenz	CZ 3750GTLL	1.0	34.0	6	2.0	2722	71.7
Credenz	CZ 3930GTLL	1.3	37.7	2	2.0	2636	70.5
Credenz	CZ 3840GTLL	1.0	40.3	1	2.0	3129	69.9
Mid-Atlantic Seeds	MAS3220E3	1.0	28.3	9	3.0	2543	67.6
MorSoy	MS 3907	1.0	38.7	1	2.0	2906	61.6
LSD P=.10		0.2	3.5	3.1	0.3	221	6.7
CV		16.9	7.1	63.9	11.2	5.7	6.6
Grand Mean		1.0	35.5	3.4	2.2	2754	72.1

Table 2c. Performance of full-season maturity group III entries at Warsaw VA, 2020.

Brand	Variety	Maturity Date	Lodging (1-5)	Height (in)	PSS (%)	Seed		
						Quality (1-5)	Seed Size (Seed/lb)	Yield (Bu/A)
NK	S39-G2X	2-Oct	1.8	33.3	4	2.0	2948	74.9
Credenz	CZ 3930GTLL	4-Oct	1.8	30.0	7	2.0	2720	71.1
Local Seed	LS3976X	1-Oct	1.7	30.3	4	2.0	3279	66.8
MorSoy	MS 3907	1-Oct	1.9	28.3	5	2.0	3029	66.0
Southern Harvest	SH 3814 LL	1-Oct	1.4	28.7	3	2.0	2678	61.5
Mid-Atlantic Seeds	MAS3220E3	25-Sep	1.7	24.3	12	3.7	2721	60.9
Dyna-Gro	S39EN19	1-Oct	1.1	25.0	16	3.3	2422	57.6
Credenz	CZ 3750GTLL	27-Sep	1.3	25.7	7	2.0	2662	56.2
Mid-Atlantic Seeds	MAS3600E3/STS	25-Sep	1.3	26.3	5	2.3	3017	51.3
USG	7381ETS	1-Oct	1.0	23.3	18	3.3	2735	50.3
Credenz	CZ 3840GTLL	3-Oct	1.1	27.3	3	2.0	3261	45.1
LSD P=.10		2.6	0.3	3.7	5.7	0.5	158	16.2
CV		6.3	16.7	9.6	52.3	14.4	3.9	19.1
Grand Mean		30-Sep	1.5	27.5	7.7	2.4	2861	60.2

Table 3a. Performance of full-season early maturity group IV entries at Blackstone VA, 2020.

Brand	Variety	Lodging (1-5)	Height (in)	PSS (%)	Seed		
					Quality (1-5)	Seed Size (Seed/lb)	Yield (Bu/A)
USG	7451ET	1.0	28.0	3	2.3	3093	61.7
Local Seed	LS4407X	1.3	29.7	1	3.0	3183	58.6
Pioneer	P46A86X	1.0	29.7	8	2.3	2785	56.6
LG Seeds	LGS4632RX	1.3	31.3	1	2.3	3199	55.9
Axis	4631NRXS	1.3	32.3	6	2.0	3072	55.6
Pioneer	P44A72BX	1.0	26.0	5	3.0	2864	55.4
University of Arkansas	R16-259	1.0	28.7	2	2.0	3078	54.2
Virtue Seeds	V4220S	1.3	25.7	9	2.7	2933	54.2
Dyna-Gro	S46XS60	1.0	27.3	4	2.5	3093	53.7
Hubner	H46-29R2X	1.0	27.0	4	2.0	3449	53.2
Dyna-Gro	S43EN61	1.3	25.3	20	3.3	2921	53.2
University of Missouri	S16-5540R	1.0	28.7	0	2.0	3248	53.1
Donmario Seeds	DM45X61	1.3	34.7	2	2.3	3339	52.9
Local Seed	LS4565XS	1.0	32.0	3	2.7	3351	52.7
Asgrow	AG46X6	1.7	31.0	5	2.3	2610	52.4
Hubner	H43-27R2X	1.3	27.7	5	3.0	3066	52.4
Southern Harvest	SH 4019 LLGT	1.0	26.3	6	3.0	2989	51.9
LG Seeds	C4227RX	1.0	25.7	14	3.3	2757	51.7
Credenz	CZ 4600X	1.0	31.0	2	2.0	3500	51.1
Dyna-Gro	S45ES10	1.3	29.3	2	3.0	3037	50.9
Local Seed	ZS4694E3S	1.0	27.3	2	2.7	3135	50.8
Hubner	H42-28R2X	1.0	27.3	6	2.7	2886	50.4
Virginia Tech	V17-0454	1.0	25.0	0	2.0	3153	50.4
Dyna-Gro	S43XS70	1.0	28.7	9	3.0	3125	50.3
Credenz	CZ 4570X	1.3	27.3	3	2.3	3380	50.2
LG Seeds	LGS4464RX	1.0	26.0	10	3.0	3138	49.2
Credenz	CZ 4410GTLL	1.0	30.3	3	2.0	3520	49.1
USG	7447XTS	1.0	26.7	2	2.6	2913	48.2
MorSoy	MS 4616	1.0	31.0	2	2.7	3503	48.2
Seed Consultants	SC 7461E	1.0	25.0	5	2.3	3233	47.8
Asgrow	AG46X0	1.3	29.7	4	2.0	3229	47.6
Credenz	CZ 4241GTLL	1.3	23.7	4	2.7	2969	47.4
Credenz	CZ 4280X	1.3	25.7	8	2.7	3228	47.4
Local Seed	LS4299XS	1.0	27.7	5	2.7	3075	46.4
USG	7431ET	1.0	26.7	16	3.3	2991	46.2
Southern Harvest	SH 4619 LLGT	1.0	27.3	10	3.3	3242	45.1
Southern Harvest	SH 4020 E3	1.0	23.7	15	3.3	3028	45.0
Pioneer	P42A97X	1.0	25.0	18	3.3	2482	44.2
Local Seed	ZS4295GLS	1.0	23.0	6	2.3	3034	44.0
Credenz	CZ 4240GTLL	1.0	21.3	6	2.7	3014	37.8
LSD P=.10		0.4	2.7	7.3	0.7	179	5.4
CV		28.5	7.2	89.6	18.6	4.3	7.9
Grand Mean		1.1	27.7	6.0	2.6	3098	50.6

Table 3b. Performance of full-season early maturity group IV entries at Eastern Shore VA, 2020.

Brand	Variety	Lodging (1-5)	Height (in)	PSS (%)	Seed		
					Quality (1-5)	Seed Size (Seed/lb)	Yield (Bu/A)
Southern Harvest	SH 4619 LLGT	1.0	25.8	2	2.0	2785	57.0
MorSoy	MS 4616	1.0	26.0	1	2.0	2994	52.6
USG	7451ET	1.0	22.0	2	2.0	2714	52.1
Seed Consultants	SC 7461E	1.0	22.7	2	2.0	2892	51.7
Credenz	CZ 4600X	1.0	26.3	1	2.0	2856	51.7
Local Seed	LS4565XS	1.0	25.0	1	2.0	2932	51.5
Pioneer	P46A86X	1.0	26.7	3	2.0	2463	50.0
Credenz	CZ 4570X	1.0	22.3	3	2.0	2626	49.8
University of Arkansas	R16-259	1.0	25.0	1	2.3	2560	49.5
Asgrow	AG46X0	1.0	22.3	3	2.0	2575	49.4
Dyna-Gro	S46XS60	1.0	22.7	4	2.0	2736	49.2
LG Seeds	LGS4632RX	1.0	26.7	1	2.0	2751	48.3
Southern Harvest	SH 4019 LLGT	1.0	23.7	5	2.7	2609	48.0
Hubner	H43-27R2X	1.0	22.8	2	2.0	2793	47.1
Local Seed	LS4407X	1.0	23.7	2	2.0	2687	46.4
Donmario Seeds	DM45X61	1.0	28.0	3	2.0	2869	46.2
Local Seed	LS4299XS	1.0	24.0	2	2.0	2803	46.2
Dyna-Gro	S45ES10	1.0	23.0	1	3.0	2724	46.2
Hubner	H46-29R2X	1.0	24.7	1	2.0	2856	46.1
Dyna-Gro	S43XS70	1.0	22.3	2	2.0	2815	44.6
Axis	4631NRXS	1.0	24.7	3	2.0	2758	43.8
Asgrow	AG46X6	1.0	24.3	5	2.0	2301	43.3
Dyna-Gro	S43EN61	1.0	20.7	14	3.0	2769	43.2
Virginia Tech	V17-0454	1.0	18.0	1	2.0	2714	43.2
Credenz	CZ 4341X	1.0	22.7	7	2.0	2685	42.2
LG Seeds	LGS4464RX	1.0	23.3	9	2.0	2694	41.7
University of Missouri	S16-5540R	1.0	16.7	1	2.0	2704	41.3
Local Seed	ZS4694E3S	1.0	23.0	2	2.0	2789	41.3
Credenz	CZ 4410GTLL	1.0	23.0	1	2.0	2730	40.8
Credenz	CZ 4280X	1.0	21.0	2	2.0	2987	40.6
Hubner	H42-28R2X	1.0	22.0	3	2.0	2915	40.2
USG	7431ET	1.0	22.3	20	3.0	2832	40.2
USG	7447XTS	1.0	24.0	2	2.0	2674	39.7
LG Seeds	C4227RX	1.0	20.7	5	2.3	2676	36.8
Pioneer	P44A72BX	1.0	22.0	3	2.0	2662	34.1
Pioneer	P42A97X	1.0	23.0	16	2.7	2459	32.5
Local Seed	ZS4295GLS	1.0	20.7	7	2.3	2600	30.7
Credenz	CZ 4240GTLL	1.0	19.3	3	2.0	2705	29.1
Virtue Seeds	V4220S	1.0	22.0	7	2.3	2868	27.0
Credenz	CZ 4241GTLL	1.0	23.3	6	2.3	2800	24.0
Southern Harvest	SH 4020 E3	1.0	19.7	12	3.0	3013	23.8
LSD P=.10		-	2.5	3.7	0.3	90.7	8.9
CV		0.0	7.9	63.3	11.4	2.4	15.3
Grand Mean		1.0	23.0	4.3	2.2	2738.5	42.8

Table 3c. Performance of full-season early maturity group IV entries at Orange VA, 2020.

Brand	Variety	Lodging (1-5)	Height (in)	PSS (%)	Seed		
					Quality (1-5)	Seed Size (Seed/lb)	Yield (Bu/A)
LG Seeds	LGS4632RX	1.3	45.3	0	2.0	3315	84.8
Dyna-Gro	S46XS60	1.0	39.7	0	2.0	2981	84.3
Asgrow	AG46X6	1.0	46.0	0	2.0	2562	83.1
Pioneer	P42A97X	1.0	42.7	2	2.0	2654	83.0
Donmario Seeds	DM45X61	1.3	50.3	0	2.0	3305	83.0
LG Seeds	C4227RX	1.0	40.7	1	2.0	2858	83.0
Asgrow	AG46X0	1.0	46.3	0	2.0	3036	82.7
MorSoy	MS 4616	1.7	52.3	0	2.0	3258	81.2
Local Seed	LS4407X	1.0	42.0	0	2.0	2980	79.2
USG	7451ET	1.3	45.3	1	2.0	3001	78.8
Axis	4631NRXS	1.0	46.3	1	2.0	2984	78.8
Local Seed	ZS4694E3S	1.0	43.0	0	2.0	3140	78.7
Pioneer	P44A72BX	1.3	46.3	0	2.0	2900	78.4
Local Seed	LS4565XS	1.0	45.3	0	2.0	3068	78.2
Pioneer	P46A86X	1.0	45.7	1	2.0	2810	77.6
USG	7431ET	1.0	42.7	0	2.0	3154	77.4
Dyna-Gro	S45ES10	1.0	42.0	0	2.3	3136	77.0
Southern Harvest	SH 4020 E3	1.0	38.0	2	2.0	3075	76.9
Credenz	CZ 4570X	1.3	41.0	0	2.0	3038	76.7
Seed Consultants	SC 7461E	1.0	44.3	0	2.0	3401	76.2
USG	7447XTS	1.0	48.7	0	2.0	3319	76.2
Hubner	H46-29R2X	1.0	50.3	0	2.0	3481	75.8
Local Seed	LS4299XS	1.0	46.7	0	2.0	3400	75.6
LG Seeds	LGS4464RX	1.0	43.0	1	2.0	3157	75.4
Dyna-Gro	S43XS70	1.0	39.7	1	2.0	3148	75.0
Hubner	H43-27R2X	1.0	46.0	0	2.0	3187	74.2
University of Arkansas	R16-259	1.0	46.7	0	2.0	2803	74.2
Hubner	H42-28R2X	1.0	47.3	1	2.0	3532	74.1
Credenz	CZ 4600X	1.0	45.3	0	2.0	3420	73.7
Credenz	CZ 4240GTLL	1.0	42.3	0	2.0	3010	73.4
Virginia Tech	V17-0454	1.0	40.3	0	2.0	2930	72.9
Credenz	CZ 4241GTLL	1.0	39.7	1	2.0	2980	72.8
Southern Harvest	SH 4019 LLGT	1.0	44.7	0	2.0	3183	72.6
Local Seed	ZS4295GLS	1.0	34.3	1	2.0	2880	71.9
Credenz	CZ 4410GTLL	1.0	47.3	1	2.0	3218	70.0
Dyna-Gro	S43EN61	1.0	36.7	0	2.0	3050	68.8
Virtue Seeds	V4220S	1.7	37.3	1	2.0	3166	68.2
Southern Harvest	SH 4619 LLGT	1.0	46.0	0	2.0	3385	67.9
Credenz	CZ 4280X	1.0	40.3	1	2.0	3448	67.2
University of Missouri	S16-5540R	3.7	46.3	0	2.0	2806	59.4
LSD P=.10		0.5	4.1	1.0	0.1	243	8.2
CV		29.5	6.9	161.1	4.6	5.8	7.9
Grand Mean		1.1	43.9	0.5	2.0	3104	76.0

Table 3d. Performance of full-season early maturity group IV entries at Suffolk VA, 2020.

Brand	Variety	Lodging (1-5)	Height (in)	PSS (%)	Seed		
					Quality (1-5)	Seed Size (Seed/lb)	Yield (Bu/A)
Asgrow	AG46X6	1.0	29.7	0	2.0	2267	60.3
Local Seed	LS4565XS	1.0	32.3	0	2.0	2752	60.3
Pioneer	P44A72BX	1.0	30.3	0	2.0	2763	58.6
Local Seed	LS4299XS	1.0	28.7	0	2.0	2714	58.3
LG Seeds	LGS4632RX	1.0	31.0	0	2.0	2668	56.4
Local Seed	LS4407X	1.0	28.0	0	2.0	2748	55.9
Donmario Seeds	DM45X61	1.0	35.0	1	2.0	2893	54.3
Credenz	CZ 4570X	1.0	25.3	0	2.0	2738	53.2
Hubner	H43-27R2X	1.0	28.7	0	1.5	2563	52.6
USG	7451ET	1.0	26.0	0	2.0	2824	52.1
Southern Harvest	SH 4019 LLGT	1.0	28.7	0	2.0	2672	51.6
MorSoy	MS 4616	1.0	31.6	0	2.0	2756	51.4
Asgrow	AG46X0	1.0	25.7	0	2.0	2803	51.3
University of Missouri	S16-5540R	1.0	25.0	0	2.0	2754	50.9
Hubner	H46-29R2X	1.0	25.3	0	2.0	2912	50.7
LG Seeds	LGS4464RX	1.0	27.7	1	2.0	2820	50.3
Axis	4631NRXS	1.0	28.3	0	2.0	2774	49.8
Dyna-Gro	S46XS60	1.0	27.0	1	2.0	2678	49.8
USG	7447XTS	1.0	30.0	1	2.0	2613	49.5
USG	7431ET	1.0	25.3	1	2.0	2746	48.5
Credenz	CZ 4341X	1.0	24.0	0	2.0	2655	48.4
Southern Harvest	SH 4020 E3	1.0	25.3	1	2.3	2827	48.1
Dyna-Gro	S43XS70	1.0	27.3	0	2.0	2807	47.6
Pioneer	P46A86X	1.0	28.3	1	2.0	2404	47.0
LG Seeds	C4227RX	1.0	24.7	1	2.0	2511	47.0
Credenz	CZ 4410GTLL	1.0	25.3	0	2.0	2895	46.2
Dyna-Gro	S43EN61	1.0	25.3	0	2.0	2859	45.8
Virginia Tech	V17-0454	1.0	22.3	0	2.3	2605	44.6
Local Seed	ZS4694E3S	1.0	27.0	0	2.0	2714	43.8
Credenz	CZ 4280X	1.0	22.3	0	2.0	2977	42.6
Local Seed	ZS4295GLS	1.0	23.7	1	2.0	2584	42.4
Virtue Seeds	V4220S	1.0	24.0	1	2.0	3037	42.1
University of Arkansas	R16-259	1.0	26.7	0	2.0	2632	42.0
Dyna-Gro	S45ES10	1.0	28.3	0	2.0	2704	41.6
Southern Harvest	SH 4619 LLGT	1.0	27.3	1	2.0	2809	39.1
Credenz	CZ 4241GTLL	1.0	22.7	0	2.0	2672	38.7
Pioneer	P42A97X	1.0	23.0	1	2.3	2322	38.5
Credenz	CZ 4600X	1.0	27.7	1	2.0	2641	37.4
Seed Consultants	SC 7461E	1.0	22.7	0	2.0	2767	35.7
Hubner	H42-28R2X	1.0	27.7	0	2.0	2909	33.6
Credenz	CZ 4240GTLL	1.0	20.6	0	2.5	2596	25.7
LSD P=.10		-	3.3	0.9	0.3	124.8	9.1
CV		0.0	9.0	179.6	9.9	3.4	14.0
Grand Mean		1.0	26.7	0.4	2.0	2717.6	47.8

Table 3e. Performance of full-season early maturity group IV entries at Warsaw VA, 2020.

Brand	Variety	Maturity Date	Lodging (1-5)	Height (in)	PSS (%)	Seed		Yield (Bu/A)
						Quality (1-5)	Seed Size (Seed/lb)	
Credenz	CZ 4570X	10-Oct	1.5	35.7	2	2.0	2907	75.0
LG Seeds	LGS4632RX	10-Oct	1.7	36.0	1	2.0	3262	74.8
Dyna-Gro	S45ES10	8-Oct	1.5	33.4	1	2.0	3026	73.9
University of Arkansas	R16-259	11-Oct	1.2	35.0	0	2.0	2932	72.6
USG	7451ET	10-Oct	1.2	32.3	1	2.0	3054	72.3
Axis	4631NRXS	10-Oct	1.5	37.3	1	2.0	3322	72
Virginia Tech	V17-0454	10-Oct	1.2	29.7	0	2.0	3134	71.7
University of Missouri	S16-5540R	15-Oct	2.2	31.3	0	2.0	2989	71.2
Donmarrio Seeds	DM45X61	11-Oct	2.0	40.0	1	2.0	3293	70.8
LG Seeds	LGS4464RX	6-Oct	1.6	34.3	3	2.0	3041	70.2
Dyna-Gro	S46XS60	11-Oct	1.3	33.7	0	2.0	3248	70
Pioneer	P44A72BX	6-Oct	1.8	35.3	2	2.0	2834	69.6
Southern Harvest	SH 4619 LLGT	9-Oct	1.3	36.3	1	2.0	3348	69.3
Credenz	CZ 4600X	11-Oct	1.2	34.0	1	2.0	3310	69.2
Local Seed	LS4407X	11-Oct	1.4	34.0	1	2.0	2976	69.2
Local Seed	LS4299XS	6-Oct	1.5	36.3	1	2.0	3198	68.7
Local Seed	LS4565XS	9-Oct	2.0	38.0	0	2.0	3349	68.5
USG	7447XTS	11-Oct	1.9	36.3	0	2.0	3176	68.2
Asgrow	AG46X0	10-Oct	1.1	34.7	1	2.0	3169	67.2
MorSoy	MS 4616	7-Oct	1.8	37.7	0	2.0	3567	67.1
Dyna-Gro	S43XS70	7-Oct	1.2	32.7	1	2.0	3274	67
Local Seed	ZS4694E3S	7-Oct	1.4	33.0	1	2.0	3154	66.9
Pioneer	P46A86X	9-Oct	1.3	35.0	8	2.0	2748	66.3
Hubner	H46-29R2X	10-Oct	1.4	35.7	1	2.0	3682	65.9
Dyna-Gro	S43EN61	6-Oct	1.2	30.3	11	3.0	3126	63.9
LG Seeds	C4227RX	1-Oct	1.6	30.0	7	3.0	2833	63.6
Asgrow	AG46X6	9-Oct	1.5	33.0	3	2.3	2704	63.3
Credenz	CZ 4410GTLL	9-Oct	1.4	33.7	1	2.0	3270	62.8
Southern Harvest	SH 4019 LLGT	5-Oct	1.1	32.0	4	2.0	2961	62.3
Seed Consultants	SC 7461E	6-Oct	1.0	29.0	2	2.7	3120	62.2
Hubner	H42-28R2X	7-Oct	1.3	31.3	2	2.0	3149	61.8
Credenz	CZ 4280X	3-Oct	1.3	29.0	5	2.7	3201	61.1
Hubner	H43-27R2X	10-Oct	1.8	30.7	1	2.0	3315	57.7
Credenz	CZ 4240GTLL	4-Oct	1.1	28.0	8	2.7	2749	56.5
Virtue Seeds	V4220S	27-Sep	1.8	30.0	3	3.0	3153	56
Credenz	CZ 4341X	5-Oct	1.3	32.0	9	3.0	3078	54.8
Southern Harvest	SH 4020 E3	1-Oct	1.2	30.0	13	2.0	3163	54.6
USG	7431ET	5-Oct	1.1	30.3	15	3.3	2950	54.3
Pioneer	P42A97X	4-Oct	1.1	29.3	24	4.0	2499	53.3
Local Seed	ZS4295GLS	5-Oct	1.1	28.0	4	3.0	3090	51
Credenz	CZ 4241GTLL	30-Sep	1.2	28.7	2	3.0	3132	45.5
LSD P=.10		1.6	0.2	2.6	2.3	0.3	151.0	7.8
CV		3.2	11.8	5.9	47.8	8.8	3.6	8.8
Grand Mean		7-Oct	1.4	33.0	3.5	2.3	3109.9	64.9

Table 3f. Performance of double-crop early maturity group IV entries at Blackstone VA, 2020.

Brand	Variety	Lodging (1-5)	Height (in)	PSS (%)	Seed		
					Quality (1-5)	Seed Size (Seed/lb)	Yield (Bu/A)
USG	7447XTS	1.0	28.0	2	2.0	2594	56.0
Local Seed	LS4607XS	1.0	28.2	0	2.0	2679	53.1
Local Seed	LS4299XS	1.0	28.7	2	2.0	2625	53.0
Asgrow	AG46X6	1.0	25.3	1	1.0	2699	50.4
Hubner	H43-27R2X	1.0	27.3	1	2.0	2615	49.0
Progeny	P 4265RXS	1.0	26.3	2	2.0	2786	48.4
Progeny	P 4505RXS	1.0	30.3	0	1.0	2777	48.0
Progeny	P 4682E3	1.0	25.3	5	2.0	2781	47.2
Mid-Atlantic Seeds	MAS4666GT	1.0	27.0	1	2.0	2752	47.0
Pioneer	P42A97X	1.0	23.7	6	2.0	2413	46.4
Hubner	H42-28R2X	1.0	25.0	2	2.0	2703	46.3
Dyna-Gro	S46XS60	1.0	21.0	0	2.0	2760	46.3
Progeny	P 4241E3	1.0	23.3	3	2.0	3055	45.2
Pioneer	P46A45PR	1.0	27.3	4	1.0	2587	45.1
USG	7451ET	1.0	23.7	2	1.0	2708	45.0
Dyna-Gro	S43EN61	1.0	23.7	9	2.7	2726	44.5
Dyna-Gro	S46ES91	1.0	25.0	0	2.0	2769	44.2
Axis	XP4600	1.0	28.0	1	2.0	2868	43.8
Local Seed	ZS4295GLS	1.0	24.0	2	2.0	2497	43.6
Progeny	P 4620RXS	1.0	25.3	1	1.0	2892	43.4
Virginia Tech	V17-0454	1.0	24.3	1	2.0	2619	43.4
Hubner	H46-29R2X	1.0	24.8	1	2.0	2904	43.3
Dyna-Gro	S43XS70	1.0	22.0	3	2.3	2792	43.3
Local Seed	LS4565XS	1.0	23.8	1	2.0	2967	43.0
Local Seed	ZS4694E3S	1.0	27.0	1	2.0	2904	42.4
Progeny	P 4444RXS	1.0	24.7	2	2.0	2544	41.9
USG	7431ET	1.0	24.0	19	2.0	2713	41.5
Progeny	P 4602LR	1.0	24.0	2	2.0	2666	41.5
Asgrow	AG46X0	1.0	27.8	4	1.0	2175	39.6
USG	7381ETS	1.0	18.7	20	3.0	2648	36.3
LSD P=.10		-	3.2	3.6	0.2	94	8.2
CV		0.0	9.4	81.6	8.3	2.5	13.2
Grand Mean		1.0	25.3	3.2	1.9	2708	45.5

Table 3g. Performance of double-crop early maturity group IV entries at Eastern Shore VA, 2020.

Brand	Variety	Lodging (1-5)	Height (in)	PSS (%)	Seed		
					Quality (1-5)	Seed Size (Seed/lb)	Yield (Bu/A)
USG	7431ET	1.0	24.0	9	3.0	2646	62.7
Dyna-Gro	S46XS60	1.0	20.0	4	2.0	2645	55.3
Axis	XP4600	1.0	24.0	3	2.0	2752	53.8
Hubner	H43-27R2X	1.0	23.3	2	2.0	2635	53.5
Dyna-Gro	S46ES91	1.0	22.3	2	2.0	2583	52.4
Hubner	H46-29R2X	1.0	22.3	5	2.0	2798	51.7
Progeny	P 4241E3	1.0	22.3	3	2.0	2990	51.0
Mid-Atlantic Seeds	MAS4666GT	1.0	25.0	2	2.0	2651	49.9
Local Seed	LS4565XS	1.0	23.3	0	2.3	2833	49.9
USG	7447XTS	1.0	21.0	1	2.0	2571	49.0
USG	7451ET	1.0	19.7	2	2.0	2697	48.8
Local Seed	ZS4295GLS	1.0	20.1	5	2.0	2422	48.2
Progeny	P 4602LR	1.0	20.7	5	2.0	2691	48.1
Asgrow	AG46X6	1.0	22.0	1	2.0	2625	48.0
Progeny	P 4444RXS	1.0	21.0	6	2.0	2381	47.4
Local Seed	ZS4694E3S	1.0	21.0	6	2.0	2765	46.7
Hubner	H42-28R2X	1.0	21.0	3	2.0	2578	46.5
Pioneer	P46A45PR	1.0	22.7	5	2.3	2585	45.8
Progeny	P 4505RXS	1.0	25.3	0	2.0	2803	45.4
Dyna-Gro	S43XS70	1.0	22.7	3	2.0	2635	45.3
Progeny	P 4682E3	1.0	21.0	9	2.3	2737	44.9
Virginia Tech	V17-0454	1.0	20.1	1	2.0	2488	44.9
Progeny	P 4620RXS	1.0	24.2	1	2.0	2850	44.5
Dyna-Gro	S43EN61	1.0	21.3	10	3.0	2656	43.5
Progeny	P 4265RXS	1.0	23.6	1	2.0	2670	42.5
Pioneer	P42A97X	1.0	17.6	6	2.5	2308	41.5
Asgrow	AG46X0	1.0	21.7	7	2.0	2356	40.5
Local Seed	LS4299XS	1.0	23.3	3	2.0	2655	38.6
USG	7381ETS	1.0	20.3	11	3.3	2589	38.4
Local Seed	LS4607XS	1.0	20.1	2	2.0	2646	37.6
LSD P=.10		-	3.5	3.2	0.3	91	7.7
CV		0.0	11.5	57.9	11.2	2.5	11.9
Grand Mean		1.0	22.1	4.0	2.2	2650	47.4

Table 3h. Performance of double-crop early maturity group IV entries at Orange VA, 2020.

Brand	Variety	Lodging (1-5)	Height (in)	PSS (%)	Seed		
					Quality (1-5)	Seed Size (Seed/lb)	Yield (Bu/A)
Hubner	H43-27R2X	1.0	36.3	0	2.0	3061	68.8
USG	7447XTS	1.0	35.3	0	2.0	3020	67.9
USG	7431ET	1.0	34.3	0	2.0	3250	64.7
Progeny	P 4444RXS	1.0	33.2	0	2.0	2811	63.7
Local Seed	LS4565XS	1.0	41.3	0	2.0	3311	63.0
Progeny	P 4265RXS	1.0	36.0	0	2.0	3124	62.7
Dyna-Gro	S43XS70	1.0	36.0	0	2.0	3132	62.3
Hubner	H42-28R2X	1.0	37.7	0	2.0	3252	61.8
USG	7451ET	1.3	34.7	0	2.0	3197	61.7
Progeny	P 4682E3	1.0	36.3	0	2.0	3732	61.7
Local Seed	ZS4295GLS	1.0	31.7	0	2.0	2911	61.4
Progeny	P 4620RXS	1.0	38.7	0	2.0	3413	60.8
Local Seed	ZS4694E3S	1.0	35.3	0	2.0	3230	60.7
Hubner	H46-29R2X	1.0	37.0	0	2.0	3347	60.5
Progeny	P 4602LR	1.0	32.3	0	2.0	3175	59.4
Local Seed	LS4607XS	1.0	37.0	0	2.0	3213	59.3
Dyna-Gro	S46XS60	1.0	36.0	0	2.0	3063	58.9
Dyna-Gro	S43EN61	1.0	34.3	0	2.0	3325	58.6
Virginia Tech	V17-0454	1.0	31.7	0	2.0	2922	58.4
USG	7381ETS	1.0	27.3	0	2.0	3367	58.0
Axis	XP4600	1.0	38.7	0	2.0	3252	57.6
Dyna-Gro	S46ES91	1.0	37.7	0	2.0	3191	57.6
Asgrow	AG46X6	1.0	34.7	0	2.0	2994	56.9
Asgrow	AG46X0	1.0	34.6	0	2.0	2579	56.3
Local Seed	LS4299XS	1.0	35.7	0	2.0	3094	56.1
Progeny	P 4505RXS	1.0	38.7	0	2.0	3388	55.6
Progeny	P 4241E3	1.0	34.0	0	2.0	3652	52.9
Pioneer	P46A45PR	1.0	36.7	0	2.0	2961	52.5
Pioneer	P42A97X	1.0	31.3	0	2.0	2697	52.2
Mid-Atlantic Seeds	MAS4666GT	1.7	38.3	0	2.0	3034	50.8
LSD P=.10		0.3	2.9	-	-	104	5.6
CV		24.0	5.9	0	0.0	2.4	6.9
Grand Mean		1.0	35.5	0.0	2.0	3167	59.4

Table 3i. Performance of double-crop early maturity group IV entries at Suffolk VA, 2020.

Brand	Variety	Lodging (1-5)	Height (in)	PSS (%)	Seed		
					Quality (1-5)	Seed Size (Seed/lb)	Yield (Bu/A)
Local Seed	LS4299XS	1.0	32.4	0	2.0	2643	66.4
Progeny	P 4444RXS	1.0	29.7	0	2.0	2629	64.6
Hubner	H43-27R2X	1.0	34.7	0	2.0	2681	63.8
USG	7447XTS	1.0	31.3	0	2.0	2661	62.7
Local Seed	LS4607XS	1.0	33.7	0	2.0	2709	61.9
Progeny	P 4682E3	1.0	33.4	1	2.0	2881	60.9
Progeny	P 4505RXS	1.0	33.7	0	2.0	2856	60.1
USG	7431ET	1.0	30.7	0	2.0	2886	60.0
Dyna-Gro	S43XS70	1.0	31.7	0	2.0	2730	59.3
Dyna-Gro	S46ES91	1.0	30.3	0	2.0	2780	58.2
Asgrow	AG46X0	1.0	31.7	0	2.0	2388	57.7
Hubner	H42-28R2X	1.0	31.0	0	2.0	2805	57.2
Progeny	P 4602LR	1.0	28.9	0	2.0	2711	57.1
Asgrow	AG46X6	1.0	28.3	0	2.0	2753	56.5
Local Seed	LS4565XS	1.0	33.0	0	2.0	2869	56.1
Dyna-Gro	S46XS60	1.0	25.0	0	2.0	2828	55.8
Hubner	H46-29R2X	1.0	29.4	1	2.0	2994	55.2
USG	7451ET	1.0	26.7	0	2.0	2957	54.6
Progeny	P 4241E3	1.0	26.7	0	2.0	3330	54.0
Local Seed	ZS4694E3S	1.0	31.7	0	2.0	2799	52.6
Local Seed	ZS4295GLS	1.0	27.7	0	2.0	2446	52.1
Virginia Tech	V17-0454	1.0	28.3	0	2.0	2714	51.5
Progeny	P 4620RXS	1.0	35.4	1	2.0	2948	51.2
Dyna-Gro	S43EN61	1.0	27.7	1	2.0	2821	49.9
Axis	XP4600	1.0	31.7	0	2.0	2924	48.7
Progeny	P 4265RXS	1.0	30.0	0	2.0	2769	48.4
Pioneer	P42A97X	1.0	28.9	2	2.0	2462	48.2
USG	7381ETS	1.0	23.4	1	2.0	2602	46.5
Pioneer	P46A45PR	1.0	31.9	1	2.0	2624	43.8
Mid-Atlantic Seeds	MAS4666GT	1.0	32.4	0	2.0	3044	43.6
LSD P=.10		-	3.3	0.6	-	102	9.7
CV		0.0	8.0	188	0.0	2.7	12.5
Grand Mean		1.0	30.6	0.2	2.0	2774	56.6

Table 3j. Performance of double-crop early maturity group IV entries at Warsaw VA, 2020.

Brand	Variety	Maturity Date	Lodging (1-5)	Height (in)	PSS (%)	Seed		Yield (Bu/A)
						Quality (1-5)	Seed Size (Seed/lb)	
Progeny	P 4505RXS	26-Oct	2.3	31.7	0	2.0	3125	68.6
Asgrow	AG46X6	1-Nov	2.0	29.3	1	2.0	2864	67.4
Local Seed	ZS4295GLS	22-Oct	1.9	27.7	1	2.0	2809	66.5
Dyna-Gro	S43XS70	27-Oct	2.0	31.3	0	2.0	2918	66.5
Dyna-Gro	S43EN61	25-Oct	1.7	28.7	6	2.0	2974	65.9
Hubner	H43-27R2X	31-Oct	2.2	32.0	0	2.0	2838	65.7
USG	7447XTS	30-Oct	1.9	29.0	1	2.0	2930	65.2
Progeny	P 4602LR	27-Oct	1.9	27.0	0	2.0	2942	64.7
Local Seed	LS4565XS	23-Oct	2.3	35.3	0	2.0	3153	64.7
Hubner	H46-29R2X	25-Oct	2.2	33.0	0	2.0	3104	64.5
Progeny	P 4620RXS	23-Oct	2.4	32.0	0	2.0	3308	64.3
Axis	XP4600	2-Nov	2.0	30.7	0	2.0	3015	64.2
Local Seed	ZS4694E3S	26-Oct	2.1	28.3	0	2.0	3060	63.0
Pioneer	P46A45PR	30-Oct	1.8	32.0	2	2.3	2725	62.8
Progeny	P 4444RXS	23-Oct	1.8	25.3	1	2.0	2753	62.1
Progeny	P 4682E3	26-Oct	1.8	28.7	2	2.0	3235	62.1
Dyna-Gro	S46ES91	23-Oct	1.6	29.0	1	2.0	2930	61.9
USG	7451ET	26-Oct	2.2	29.3	1	2.0	3003	61.5
Progeny	P 4265RXS	28-Oct	1.9	29.3	0	2.0	2923	61.4
Local Seed	LS4299XS	27-Oct	1.8	28.3	2	2.0	2923	61.4
Local Seed	LS4607XS	27-Oct	2.1	30.7	0	2.0	3035	61.4
Hubner	H42-28R2X	23-Oct	2.0	29.3	1	2.0	3168	61.1
USG	7431ET	25-Oct	1.9	28.0	13	3.7	2987	61.1
Mid-Atlantic Seeds	MAS4666GT	31-Oct	2.4	31.3	1	2.0	2941	60.6
Progeny	P 4241E3	26-Oct	1.8	26.3	2	2.0	3309	60.5
Virginia Tech	V17-0454	28-Oct	2.2	28.7	0	2.0	2863	60.5
Dyna-Gro	S46XS60	30-Oct	1.5	26.0	0	2.0	2930	59.5
Asgrow	AG46X0	30-Oct	2.0	28.3	1	2.0	2509	58.2
Pioneer	P42A97X	23-Oct	1.3	26.8	5	2.5	2598	53.2
USG	7381ETS	22-Oct	1.6	24.0	7	3.3	2955	47.1
LSD P=.10		4.0	0.5	3.5	2.1	0.3	95	7.9
CV		5.3	20.2	8.8	96.7	10.0	2.4	9.2
Grand Mean		1-Sep	2.0	29.3	1.6	2.1	2964	62.5

Table 4a. Performance of full-season late maturity group IV entries at Blackstone VA, 2020.

Brand	Variety	Lodging (1-5)	Height (in)	PSS (%)	Seed		Yield (Bu/A)
					Quality (1-5)	Seed Size (Seed/lb)	
Southern Harvest	SH 4920 E3	2.0	31.7	4	2.0	3160	64.0
Dyna-Gro	S48XT90	1.3	30.3	2	2.0	2824	58.8
Credenz	CZ 4979X	1.3	31.7	2	2.0	3098	58.4
Virginia Tech	V16-0262DI	1.3	34.3	2	2.3	2982	58.2
USG	7487XTS	1.3	36.3	3	2.0	2821	58.1
USG	7480ET	1.7	30.0	2	2.0	3235	58.0
Donmario Seeds	DM49X13	1.3	30.7	1	2.0	2868	57.9
Pioneer	P49T62E	1.0	30.0	3	2.0	2899	57.9
University of Missouri	S16-7922C	3.0	33.7	1	2.0	3268	57.9
Donmario Seeds	DM47X39	1.0	28.0	2	2.3	2862	57.0
Pioneer	P46A57BX	1.3	30.3	8	2.3	2660	56.9
Virtue Seeds	V 4720S	1.3	28.7	2	2.0	3314	56.9
Credenz	CZ 4770X	1.3	29.0	2	2.7	2921	56.6
USG	7480XT	1.7	29.0	2	2.0	2982	56.3
Southern Harvest	SH 4820 E3	1.0	31.0	3	2.0	3244	55.9
Virginia Tech	V14-0079	1.0	27.7	2	2.0	3228	55.8
NK Brand	S49-F5X	1.0	30.0	2	2.3	2892	55.6
Pioneer	P48A60X	1.3	27.3	6	2.0	2930	55.6
Local Seed	LS4798X	1.7	35.3	19	2.7	2989	55.5
USG	7491ETS	1.3	28.0	3	2.0	3457	55.4
Asgrow	AG48X9	1.0	26.3	8	2.0	2869	55.3
Hubner	H49-27R2X	1.3	34.7	3	2.0	2918	54.8
Local Seed	LS4795XS	1.3	28.7	3	2.0	3072	54.7
Axis	XP4700	1.3	28.0	14	3.0	3124	54.5
NK Brand	S47-Y9X	1.0	28.7	4	2.0	3153	54.2
Virginia Tech	V16-0293	1.0	32.0	1	2.0	3040	53.8
University of Missouri	S16-7875C	2.0	29.7	1	2.3	3165	53.5
Credenz	CZ 4810X	1.7	30.7	6	2.0	3117	53.3
Asgrow	AG49X9	1.3	28.7	2	2.0	2938	52.2
MorSoy	MS 4800	1.0	29.3	6	2.0	2959	51.5
MorSoy	MS 4846	1.0	27.0	6	2.7	2599	51.5
Local Seed	LS4706GL	1.0	27.3	7	2.3	3244	51.4
Local Seed	LS4999X	1.0	31.3	7	2.0	2768	51.3
USG	7471ET	1.3	28.3	5	2.7	3106	51.3
Local Seed	LS4806XS	1.0	28.0	4	2.0	2913	51.1
Asgrow	AG48X7	1.7	32.7	2	2.0	2864	51.0
Credenz	CZ 4869X	1.7	29.3	3	2.0	3611	51.0
Donmario Seeds	DM48E73	1.0	25.3	3	2.0	3406	50.9
USG	7470XT	1.3	32.0	3	2.3	3009	50.8
University of Missouri	S16-14730C	1.0	28.3	3	2.0	3002	50.7
Dyna-Gro	S49EN79	1.0	27.7	3	2.0	3020	50.6
Credenz	CZ 4730X	1.3	31.3	4	2.0	3220	50.0
LG Seeds	LGS4899RX	1.0	27.7	6	2.0	3042	49.7

Brand	Variety	Lodging (1-5)	Height (in)	PSS (%)	Seed Quality (1-5)	Seed Size (Seed/lb)	Yield (Bu/A)
USG	7496XTS	1.0	31.3	9	3.0	2992	49.3
Seed Consultants	SC 7481E	1.0	24.7	25	2.0	2961	49.1
University of Arkansas	R15-2422	2.3	34.3	4	2.0	3632	49.0
Dyna-Gro	S49XS76	1.0	34.7	5	2.0	2846	48.8
Asgrow	AG47X9	1.0	30.3	4	2.0	2962	48.4
Public	S14-15138GT	1.0	27.3	2	2.0	2782	48.1
USG	7499E	1.0	29.0	4	2.0	3012	47.5
Virginia Tech	V17-2918R	1.0	33.7	3	2.0	3626	47.3
LG Seeds	C4845RX	1.0	26.0	4	2.0	2574	46.8
Asgrow	AG46X0	1.0	27.7	4	2.0	3132	46.6
Channel	4916	1.0	33.3	7	2.0	2911	43.7
Axis	4730NRXS	1.3	31.0	8	2.0	3005	43.2
Credenz	CZ 4701GTLL	1.0	28.3	12	2.0	3138	41.7
Virginia Tech	V15-2259ST	1.0	21.3	1	2.3	3522	39.8
LSD P=.10		0.5	2.7	3.8	0.4	153	7.3
CV		29.7	6.7	60.5	12.4	3.7	10.3
Grand Mean		1.3	29.8	4.6	2.1	3051	52.5

Table 4b. Performance of full-season late maturity group IV entries at Eastern Shore VA, 2020.

Brand	Variety	Lodging (1-5)	Height (in)	PSS (%)	Seed		Yield (Bu/A)
					Quality (1-5)	Seed Size (Seed/lb)	
Asgrow	AG46X0	1.0	26.3	2	2.0	2604	60.1
Donmario Seeds	DM49X13	1.0	26.3	1	2.0	2451	59.0
Dyna-Gro	S49EN79	1.0	26.0	11	2.0	2768	57.9
Dyna-Gro	S48XT90	1.0	24.9	2	1.5	2441	57.7
Donmario Seeds	DM47X39	1.0	26.3	0	2.0	2450	57.5
Axis	XP4700	1.0	25.0	3	2.3	2955	56.7
USG	7480XT	1.0	26.7	3	2.0	2462	56.4
University of Missouri	S16-7875C	1.0	20.7	1	2.0	2918	56.0
Credenz	CZ 4810X	1.0	27.0	12	2.0	2605	55.3
Southern Harvest	SH 4920 E3	1.0	25.3	2	2.0	2881	55.1
NK Brand	S49-F5X	1.0	26.0	6	2.0	2697	55.0
USG	7487XTS	1.0	29.0	4	2.0	2625	55.0
Virginia Tech	V16-0262DI	1.0	27.3	2	2.0	2569	54.9
Credenz	CZ 4869X	1.0	24.3	2	2.0	3251	54.3
Asgrow	AG48X7	1.0	26.0	5	1.7	2600	53.8
Credenz	CZ 4701GTLL	1.0	24.7	3	2.0	2907	53.8
Dyna-Gro	S49XS76	1.0	27.3	3	2.0	2533	53.6
Credenz	CZ 4979X	1.0	26.3	1	2.0	2763	53.3
LG Seeds	LGS4899RX	1.0	25.0	5	2.0	2655	53.3
Hubner	H49-27R2X	1.0	27.7	3	2.0	2671	53.2
Local Seed	LS4999X	1.0	26.8	3	2.0	2724	53.0
Local Seed	LS4806XS	1.0	24.3	5	2.0	2567	52.7
USG	7471ET	1.0	23.7	5	2.0	2924	52.7
Credenz	CZ 4770X	1.0	24.3	1	2.0	2411	52.4
USG	7499E	1.0	23.0	5	3.0	2709	52.3
Credenz	CZ 4730X	1.0	25.7	3	2.0	2763	52.2
Pioneer	P49T62E	1.0	23.7	4	2.0	2519	52.1
Southern Harvest	SH 4820 E3	1.0	24.7	5	2.0	2892	51.8
Asgrow	AG48X9	1.0	24.7	6	1.7	2600	51.1
LG Seeds	C4845RX	1.0	23.3	4	2.0	2357	51.0
Local Seed	LS4795XS	1.0	25.3	3	2.0	2857	51.0
Local Seed	LS4798X	1.0	32.0	7	2.0	2759	51.0
USG	7470XT	1.0	28.0	3	2.0	2550	50.9
Channel	4916	1.0	26.0	4	2.0	2586	50.0
Local Seed	LS4706GL	1.0	23.7	3	2.0	2942	49.9
Public	S14-15138GT	1.0	22.0	0	2.0	2757	49.8
NK Brand	S47-Y9X	1.0	22.0	6	2.0	2866	49.3
University of Missouri	S16-7922C	1.0	22.3	1	2.0	3239	49.1
USG	7480ET	1.0	24.3	3	2.0	2969	49.1
Virginia Tech	V17-2918R	1.0	27.3	2	2.0	3183	49.0
University of Missouri	S16-14730C	1.0	23.0	1	2.0	2930	48.9
MorSoy	MS 4800	1.0	23.0	3	2.0	2919	48.1
MorSoy	MS 4846	1.0	25.3	2	2.0	2415	47.8

Brand	Variety	Lodging (1-5)	Height (in)	PSS (%)	Seed		Yield (Bu/A)
					Quality (1-5)	Seed Size (Seed/lb)	
University of Arkansas	R15-2422	1.0	28.3	2	2.0	3381	47.8
Asgrow	AG49X9	1.0	24.3	3	2.0	2593	47.6
Asgrow	AG47X9	1.0	25.7	4	2.0	2701	47.5
Virginia Tech	V16-0293	1.0	24.0	6	2.0	2435	46.9
Donmario Seeds	DM48E73	1.0	20.0	3	2.3	3112	46.0
Seed Consultants	SC 7481E	1.0	19.7	12	2.0	2829	45.9
Virtue Seeds	V 4720S	1.0	25.0	1	2.0	3168	44.4
USG	7496XTS	1.0	25.3	6	2.0	2757	44.0
Credenz	CZ4941X	1.0	27.3	4	2.0	2735	43.8
Axis	4730NRXS	1.0	26.3	4	2.0	2873	43.6
Pioneer	P48A60X	1.0	23.0	1	2.0	2892	43.0
Pioneer	P46A57BX	1.0	26.0	5	2.3	2676	42.5
USG	7491ETS	1.0	21.0	4	2.0	3423	40.4
Virginia Tech	V15-2259ST	1.0	15.3	3	2.0	3254	36.9
Virginia Tech	V14-0079	1.0	15.3	7	2.0	2703	30.0
LSD P=.10		-	2.2	3.0	0.3	117	6.9
CV		0.0	6.6	58.3	9.2	3.1	10.2
Grand Mean		1.0	24.7	3.8	2.0	2779	50.3

Table 4c. Performance of full-season late maturity group IV entries at Orange VA, 2020.

Brand	Variety	Lodging (1-5)	Height (in)	PSS (%)	Seed		
					Quality (1-5)	Seed Size (Seed/lb)	Yield (Bu/A)
NK Brand	S49-F5X	1.3	46.0	0	2.0	2791	80.5
Asgrow	AG46X0	1.0	47.7	0	2.0	2840	79.1
LG Seeds	C4845RX	1.0	44.7	1	2.0	2726	79.0
Asgrow	AG48X9	1.0	49.7	0	2.0	3001	78.1
Pioneer	P46A57BX	1.0	50.3	2	2.0	2868	75.8
Local Seed	LS4795XS	1.0	50.3	0	2.0	3128	75.2
Local Seed	LS4706GL	1.0	45.7	0	2.0	3196	75.0
USG	7480XT	1.7	43.7	0	2.0	2748	73.6
Dyna-Gro	S48XT90	1.7	47.3	1	2.0	2944	73.4
LG Seeds	LGS4899RX	1.0	47.0	0	2.0	2750	73.3
MorSoy	MS 4846	1.0	38.7	0	2.0	2757	73.2
Credenz	CZ 4770X	1.0	46.3	1	2.0	2867	73.0
Credenz	CZ 4701GTLL	1.0	44.3	0	2.0	3263	72.9
USG	7496XTS	1.3	49.3	1	2.0	3214	72.9
NK Brand	S47-Y9X	1.0	44.3	1	2.0	3155	72.7
Asgrow	AG47X9	2.0	55.0	1	2.0	3194	72.2
Donmario Seeds	DM47X39	2.0	45.3	0	2.0	2982	72.0
Credenz	CZ 4730X	1.0	51.7	0	2.0	3503	70.6
Seed Consultants	SC 7481E	1.0	41.3	3	2.0	3229	70.6
Credenz	CZ 4869X	1.3	45.7	1	1.7	3140	70.4
Local Seed	LS4999X	1.0	48.0	1	2.0	3196	69.6
Virginia Tech	V16-0293	1.0	52.7	2	2.0	2913	68.4
Axis	XP4700	1.0	43.7	2	2.0	3381	67.8
MorSoy	MS 4800	1.3	42.7	0	2.0	3365	67.8
Axis	4730NRXS	1.0	50.0	0	2.0	3175	67.5
Credenz	CZ 4979X	1.7	50.7	0	2.0	3181	67.4
Donmario Seeds	DM49X13	2.0	46.3	0	2.0	3028	67.4
Pioneer	P49T62E	1.0	42.3	1	2.0	2976	67.2
USG	7470XT	1.3	43.7	0	2.0	3068	67.2
Public	S14-15138GT	1.0	46.0	0	2.3	2993	66.9
Local Seed	LS4806XS	1.0	47.0	0	2.0	2770	66.8
Virginia Tech	V17-2918R	2.0	55.0	1	2.0	3558	66.6
USG	7487XTS	1.0	50.0	1	2.0	3089	66.1
Pioneer	P48A60X	2.0	44.7	1	2.3	3324	66.0
Asgrow	AG48X7	1.0	54.0	1	2.0	3140	65.9
Channel	4916	1.3	48.0	0	2.0	3432	65.2
Local Seed	LS4798X	2.3	54.7	0	2.0	3082	65.0
Credenz	CZ 4810X	1.3	46.3	2	2.0	3185	64.7
Asgrow	AG49X9	1.7	46.3	0	2.0	3015	64.3
Southern Harvest	SH 4820 E3	1.3	48.7	0	2.0	3159	63.8
Southern Harvest	SH 4920 E3	1.7	41.3	1	2.0	3652	63.4
USG	7491ETS	2.7	41.7	1	2.0	3440	63.3
University of Missouri	S16-14730C	1.0	47.3	1	2.0	3027	62.7

Brand	Variety	Lodging (1-5)	Height (in)	PSS (%)	Seed		
					Quality (1-5)	Seed Size (Seed/lb)	Yield (Bu/A)
Donmario Seeds	DM48E73	1.0	36.3	1	2.0	3548	62.6
Dyna-Gro	S49EN79	1.1	43.5	1	2.0	3340	62.5
USG	7471ET	2.3	44.0	2	1.3	3435	62.1
Dyna-Gro	S49XS76	1.3	46.0	0	2.3	3432	61.8
Virginia Tech	V16-0262DI	1.3	48.7	0	2.0	2809	61.0
Virtue Seeds	V 4720S	1.7	46.7	0	2.0	3167	60.0
Virginia Tech	V15-2259ST	1.3	37.7	0	2.3	3572	59.9
University of Missouri	S16-7922C	3.7	51.0	1	2.0	3146	59.7
Hubner	H49-27R2X	1.0	56.0	0	2.0	3169	59.1
Virginia Tech	V14-0079	2.3	45.0	0	2.3	3462	58.4
University of Missouri	S16-7875C	4.0	46.3	0	2.0	3015	57.7
USG	7499E	1.7	43.7	0	2.0	3414	55.3
University of Arkansas	R15-2422	4.3	48.7	2	2.0	3484	51.8
USG	7480ET	1.1	50.0	1	2.0	3035	49.2
LSD P=.10		0.8	5.0	1.0	0.3	206	9.3
CV		39.8	7.9	127.8	10.2	4.8	10.2
Grand Mean		1.5	46.8	0.6	2.0	3148	67.3

Table 4d. Performance of full-season late maturity group IV entries at Suffolk VA, 2020.

Brand	Variety	Lodging (1-5)	Height (in)	PSS (%)	Seed		
					Quality (1-5)	Seed Size (Seed/lb)	Yield (Bu/A)
Local Seed	LS4795XS	1.0	25.7	0	2.0	2994	59.8
Asgrow	AG46X0	1.0	30.3	0	1.0	2901	57.3
Credenz	CZ 4869X	1.0	27.7	0	2.0	3252	56.5
Southern Harvest	SH 4920 E3	1.0	26.7	1	1.0	3129	56.3
NK Brand	S49-F5X	1.0	26.0	0	2.0	2739	54.8
Dyna-Gro	S48XT90	1.0	27.0	0	1.0	2665	54.1
NK Brand	S47-Y9X	1.0	28.0	0	1.0	2992	53.9
Virginia Tech	V16-0262DI	1.0	29.3	0	1.3	2679	52.9
LG Seeds	C4845RX	1.0	25.3	1	1.0	2505	52.6
Local Seed	LS4798X	1.0	31.7	1	2.0	2892	52.4
Donmario Seeds	DM49X13	1.0	28.0	0	2.0	2628	52.3
LG Seeds	LGS4899RX	1.0	26.3	0	1.0	2815	52.2
USG	7480ET	1.0	26.3	0	2.0	3038	52.2
Asgrow	AG49X9	1.0	26.3	0	2.0	2708	52.1
Southern Harvest	SH 4820 E3	1.0	27.0	1	1.0	3113	52.1
Asgrow	AG48X9	1.0	26.7	0	2.0	2874	51.7
Local Seed	LS4806XS	1.0	26.0	0	1.0	2794	51.3
Local Seed	LS4999X	1.0	28.0	1	1.3	2588	51.2
Seed Consultants	SC 7481E	1.0	21.7	2	1.0	3052	51.2
Donmario Seeds	DM47X39	1.0	31.7	0	2.0	2835	51.1
Pioneer	P46A57BX	1.0	32.7	0	1.0	2637	51.1
Virtue Seeds	V 4720S	1.0	28.0	0	2.0	3251	51.1
MorSoy	MS 4846	1.0	29.7	0	2.0	2377	50.9
Dyna-Gro	S49XS76	1.0	30.0	0	1.0	2810	50.8
Credenz	CZ 4979X	1.0	28.7	1	2.0	2902	50.4
Asgrow	AG47X9	1.0	28.7	0	1.0	2605	49.9
Credenz	CZ 4810X	1.0	29.0	0	2.0	2753	49.1
Hubner	H49-27R2X	1.0	31.0	0	1.7	2766	48.4
Virginia Tech	V16-0293	1.0	29.0	1	1.0	3037	48.3
USG	7487XTS	1.0	32.3	0	2.0	2769	47.9
University of Missouri	S16-7875C	1.0	28.3	0	2.0	2723	47.6
Virginia Tech	V17-2918R	1.0	33.0	0	1.0	3432	47.5
Asgrow	AG48X7	1.0	32.0	0	1.3	2793	46.9
University of Missouri	S16-14730C	1.0	24.3	0	2.0	3004	46.8
University of Missouri	S16-7922C	1.0	28.3	0	2.0	3098	46.7
Donmario Seeds	DM48E73	1.0	24.0	0	2.0	3199	46.6
USG	7496XTS	1.0	30.3	0	2.0	2948	46.5
USG	7480XT	1.0	27.0	0	2.0	2699	46.4
Credenz	CZ 4770X	1.0	27.7	0	1.0	2674	45.8
Axis	XP4700	1.0	24.7	1	2.0	2800	45.6
Axis	4730NRXS	1.0	30.0	0	2.0	2812	45.0
Pioneer	P48A60X	1.0	27.0	0	2.0	2803	44.9
University of Arkansas	R15-2422	1.0	29.7	0	1.0	3299	44.8

Brand	Variety	Lodging (1-5)	Height (in)	PSS (%)	Seed Quality (1-5)	Seed Size (Seed/lb)	Yield (Bu/A)
MorSoy	MS 4800	1.0	24.3	0	2.0	2958	44.1
USG	7470XT	1.0	30.7	1	1.0	2672	43.4
Pioneer	P49T62E	1.0	22.0	0	1.0	2810	41.7
Public	S14-15138GT	1.0	21.3	0	2.0	2620	40.9
Dyna-Gro	S49EN79	1.0	25.0	1	1.0	2927	40.7
USG	7471ET	1.0	25.0	2	3.0	2803	39.8
Channel	4916	1.0	28.0	1	1.0	2795	39.6
Local Seed	LS4706GL	1.0	25.3	0	2.7	2830	39.6
USG	7491ETS	1.0	25.0	1	2.0	3151	39.4
Virginia Tech	V14-0079	1.0	19.3	1	1.0	2645	38.9
Credenz	CZ 4730X	1.0	26.3	0	1.0	2839	38.6
USG	7499E	1.0	24.7	1	1.0	2757	35.4
Virginia Tech	V15-2259ST	1.0	20.0	0	1.0	2952	33.6
Credenz	CZ 4701GTLL	1.0	23.7	1	2.0	2725	32.1
Credenz	CZ4941X	1.0	29.3	0	2.0	2881	30.2
LSD P=.10		-	3.4	0.8	0.2	190	5.9
CV		0.0	9.3	143.1	10.9	4.9	9.2
Grand Mean		1.0	27.3	0.4	1.6	2856	47.3

Table 4e. Performance of full-season late maturity group IV entries at Warsaw VA, 2020.

Brand	Variety	Maturity Date	Lodging (1-5)	Height (in)	PSS (%)	Seed		Yield (Bu/A)
						Quality (1-5)	Seed Size (Seed/lb)	
NK Brand	S49-F5X	10-Oct	1.2	39.0	1	2.0	2994	86.2
USG	7496XTS	16-Oct	1.5	41.7	1	2.0	3162	84.8
Donmario Seeds	DM49X13	13-Oct	1.5	38.0	0	1.7	2873	83.6
Credenz	CZ 4770X	14-Oct	1.5	36.0	0	2.0	2844	82.4
Dyna-Gro	S49XS76	14-Oct	1.5	39.3	0	2.0	3168	81.0
Channel	4916	16-Oct	1.5	40.0	0	2.0	3183	80.6
LG Seeds	C4845RX	11-Oct	1.2	34.3	0	2.0	2677	80.2
Donmario Seeds	DM47X39	15-Oct	1.8	36.7	0	1.7	2969	80.1
Dyna-Gro	S48XT90	12-Oct	1.5	34.7	0	1.3	2911	79.9
University of Missouri	S16-7875C	16-Oct	3.0	37.0	1	2.0	2967	79.7
Pioneer	P48A60X	7-Oct	1.5	35.7	1	2.0	3042	78.9
USG	7499E	16-Oct	1.5	35.0	1	2.0	3261	78.9
USG	7487XTS	11-Oct	1.5	45.7	0	1.3	3207	78.8
Virginia Tech	V16-0262DI	13-Oct	1.5	38.7	0	1.3	3029	78.6
MorSoy	MS 4846	12-Oct	1.2	35.3	1	1.7	2758	78.2
Virginia Tech	V16-0293	15-Oct	1.2	38.7	0	1.0	2803	78.1
USG	7470XT	8-Oct	1.5	42.7	1	2.0	3153	77.9
Virtue Seeds	V 4720S	8-Oct	1.2	36.0	1	2.0	3502	77.8
NK Brand	S47-Y9X	11-Oct	1.2	33.7	1	2.0	3220	77.5
Virginia Tech	V17-2918R	13-Oct	1.8	44.3	0	1.3	3457	77.5
Asgrow	AG48X9	10-Oct	1.2	38.0	1	1.3	2922	77.3
USG	7480XT	12-Oct	1.5	36.3	1	2.0	2880	77.3
Virginia Tech	V15-2259ST	18-Oct	1.5	32.7	0	1.3	3838	77.2
Credenz	CZ4941X	15-Oct	1.5	39.3	1	2.0	3314	77.0
Local Seed	LS4999X	9-Oct	1.5	39.0	1	1.7	3212	76.8
Local Seed	LS4798X	12-Oct	1.8	43.3	2	2.0	3054	76.6
Credenz	CZ 4979X	15-Oct	1.8	38.7	0	2.0	3308	76.3
LG Seeds	LGS4899RX	11-Oct	1.2	35.0	0	1.7	2929	76.3
Credenz	CZ 4810X	11-Oct	1.5	37.0	1	2.0	3190	76.1
Local Seed	LS4795XS	10-Oct	1.2	32.3	1	2.0	3221	75.9
Asgrow	AG49X9	10-Oct	2.0	35.3	1	2.0	2987	75.6
Virginia Tech	V14-0079	18-Oct	1.2	34.7	0	1.3	3372	75.6
Dyna-Gro	S49EN79	15-Oct	1.5	33.7	1	2.0	3146	75.3
Hubner	H49-27R2X	13-Oct	1.2	43.7	1	1.0	3229	75.3
University of Missouri	S16-7922C	17-Oct	3.2	42.3	0	2.0	3175	75.3
Local Seed	LS4806XS	10-Oct	1.2	36.7	1	2.0	3146	75.0
USG	7491ETS	9-Oct	1.2	33.3	0	2.0	3806	74.9
Credenz	CZ 4701GTLL	7-Oct	1.0	35.7	0	2.0	3540	74.6
MorSoy	MS 4800	8-Oct	1.2	37.7	1	2.0	3389	74.3
Pioneer	P49T62E	10-Oct	1.0	34.7	1	2.0	3066	74.3
Axis	4730NRXS	7-Oct	1.5	38.3	3	2.0	3095	74.2
Pioneer	P46A57BX	6-Oct	1.8	40.0	4	2.0	2864	74.0
Southern Harvest	SH 4920 E3	17-Oct	1.5	35.7	1	2.0	3372	73.9

Brand	Variety	Maturity Date	Lodging (1-5)	Height (in)	PSS (%)	Seed		Yield (Bu/A)
						Quality (1-5)	Seed Size (Seed/lb)	
Asgrow	AG48X7	11-Oct	1.5	41.0	0	1.0	3124	73.3
Southern Harvest	SH 4820 E3	11-Oct	1.5	37.3	1	2.0	3468	73.0
Seed Consultants	SC 7481E	7-Oct	1.0	32.3	8	2.3	3069	72.3
Asgrow	AG46X0	9-Oct	1.5	36.3	1	2.0	3218	72.1
USG	7480ET	15-Oct	1.5	33.7	1	2.0	3425	72.0
University of Missouri	S16-14730C	7-Oct	1.5	34.3	3	2.0	3008	70.8
Donmario Seeds	DM48E73	12-Oct	1.0	31.3	0	2.0	3672	70.7
Credenz	CZ 4730X	7-Oct	1.5	34.7	2	2.0	3467	69.7
USG	7471ET	7-Oct	1.5	36.7	2	2.0	3388	69.2
Local Seed	LS4706GL	8-Oct	1.2	35.7	1	2.0	3614	68.9
Axis	XP4700	9-Oct	1.5	33.0	1	2.0	3389	66.5
Public	S14-15138GT	10-Oct	1.2	32.7	0	1.7	3133	66.2
Asgrow	AG47X9	7-Oct	1.5	36.0	1	2.0	3283	64.9
Credenz	CZ 4869X	7-Oct	2.0	34.3	1	2.0	3764	63.5
University of Arkansas	R15-2422	7-Oct	2.5	39.3	1	1.7	3757	59.7
LSD P=.10		1.8	-	3.3	1.6	0.4	107	7.6
CV		3.2	-	6.5	125.7	16.0	2.5	7.4
Grand Mean		11-Oct	-	37.0	0.9	1.8	3207	75.4

Table 4f. Performance of double-crop late maturity group IV entries at Blackstone VA, 2020.

Brand	Variety	Lodging (1-5)	Height (in)	PSS (%)	Seed		
					Quality (1-5)	Seed Size (Seed/lb)	Yield (Bu/A)
Asgrow	AG49X9	1.0	31.7	1	1.7	2523	60.5
Virginia Tech	V14-0079	1.0	21.3	1	2.0	2905	58.6
Progeny	P 4970RX	1.0	30.0	0	1.3	2333	54.8
Hubner	H49-27R2X	1.0	34.7	0	1.7	2508	54.1
Virginia Tech	V16-0262DI	1.0	27.3	0	2.0	2589	53.4
Progeny	P 4851RX	1.0	32.7	0	2.0	2450	53.2
Progeny	P 4902E3	1.0	29.0	1	2.0	2777	52.6
Asgrow	AG48X7	1.0	32.0	0	1.3	2437	52.2
Channel	4916	1.0	32.3	0	2.0	2660	51.9
Progeny	P 4821RX	1.0	27.3	3	2.0	2236	51.2
USG	7480ET	1.0	27.0	1	2.0	2838	51.2
Virginia Tech	V15-2259ST	1.0	20.0	0	2.0	2843	51.2
Asgrow	AG46X0	1.0	28.7	0	2.0	2585	51.1
Progeny	P 4908E3S	1.0	33.7	0	2.0	2686	51.1
Dyna-Gro	S48XT90	1.0	29.7	0	1.0	2459	51
Local Seed	LS4795XS	1.0	26.3	1	2.0	2758	50.7
Local Seed	LS4806XS	1.0	28.7	1	1.0	2635	50.2
Progeny	P 4816RX	1.0	26.3	0	2.0	2235	50.2
USG	7491ETS	1.0	26.7	0	2.0	3027	50
Virginia Tech	V16-0293	1.0	32.0	1	1.0	2453	50
USG	7496XTS	1.0	29.3	0	2.0	2694	49.8
Asgrow	AG48X9	1.0	28.3	0	1.3	2504	49.7
Asgrow	AG47X9	1.0	30.0	0	2.0	2693	49
Progeny	P 4700RXS	1.0	28.9	0	2.0	2700	48.9
USG	7499E	1.0	26.7	1	2.0	2594	48.5
Progeny	P 4775E3S	1.0	29.3	0	2.0	2692	48.2
Pioneer	P48A94PR	1.0	29.3	1	2.0	2522	47.9
Dyna-Gro	49XS76	1.0	30.7	1	2.0	2642	47.6
Virginia Tech	V17-2918R	1.0	33.9	0	1.0	3141	47.6
Donmario Seeds	DM49X13	1.0	28.0	0	1.7	2374	47.5
Public	S14-15138GT	1.0	28.0	0	2.0	2629	47
USG	7480XT	1.0	27.0	0	2.0	2350	45.9
Progeny	P 4807E3S	1.0	27.0	0	2.0	2809	45.8
Mid-Atlantic Seeds	MAS4811E3/STS	1.0	34.7	0	2.0	2781	45.2
USG	7487XTS	1.0	30.3	1	2.0	2536	45.2
Pioneer	P49T62E	1.0	25.0	1	2.0	2660	44.5
Axis	4730NRXS	1.0	30.7	2	2.0	2575	43.7
USG	7470XT	1.0	30.3	1	2.0	2570	42.2
USG	7471ET	1.0	25.3	0	2.0	2929	41.1
Dyna-Gro	S49EN79	1.0	24.3	1	2.0	2666	39.7
Axis	XP4700	1.0	26.3	1	2.0	2823	39.5
LSD P=.10		-	3.3	1.2	0.3	111	8.0
CV		0.0	8.5	162	12.3	3.1	12.0
Grand Mean		1.0	28.7	0.6	1.8	2625	49.1

Table 4g. Performance of double-crop late maturity group IV entries at Eastern Shore VA, 2020.

Brand	Variety	Lodging (1-5)	Height (in)	PSS (%)	Seed		
					Quality (1-5)	Seed Size (Seed/lb)	Yield (Bu/A)
Mid-Atlantic Seeds	MAS4811E3/STS	1.0	26.3	2	2.0	2562	59.2
USG	7496XTS	1.0	28.7	6	2.0	2565	58.3
Local Seed	LS4806XS	1.0	24.0	3	2.0	2490	55.9
Local Seed	LS4795XS	1.0	22.0	2	2.0	2609	54.7
Virginia Tech	V17-2918R	1.7	29.7	2	2.0	2961	53.8
Progeny	P 4908E3S	1.0	26.0	0	2.0	2641	53.0
Asgrow	AG46X0	1.0	24.0	3	2.0	2582	52.6
USG	7471ET	1.0	19.7	3	2.0	2609	52.4
Asgrow	AG48X7	1.0	27.7	1	2.0	2399	52.2
Dyna-Gro	49XS76	1.0	27.3	5	2.0	2599	51.7
Dyna-Gro	S49EN79	1.0	21.0	11	2.7	2635	51.6
Channel	4916	1.0	25.3	7	2.0	2604	51.5
Hubner	H49-27R2X	1.0	21.3	3	2.0	2445	50.5
Asgrow	AG48X9	1.0	24.2	4	2.0	2459	50.3
Virginia Tech	V16-0262DI	1.0	22.7	4	2.0	2537	50.2
Virginia Tech	V16-0293	1.0	21.7	4	2.0	2349	49.9
Progeny	P 4775E3S	1.0	21.3	0	2.0	2475	49.7
Public	S14-15138GT	1.0	21.7	2	2.0	2532	49.6
Dyna-Gro	S48XT90	1.0	20.0	1	2.0	2399	49.5
USG	7480XT	1.0	19.5	2	2.0	2310	48.7
Donmario Seeds	DM49X13	1.0	21.7	0	2.0	2493	48.3
Pioneer	P48A94PR	1.0	23.3	4	2.0	2476	48.3
Virginia Tech	V14-0079	1.0	15.6	9	2.0	2571	47.7
Asgrow	AG49X9	1.0	19.7	2	2.0	2474	47.1
Asgrow	AG47X9	1.0	23.7	2	2.3	2625	46.9
Progeny	P 4902E3	1.0	22.7	9	3.0	2838	46.7
USG	7470XT	1.0	24.0	3	2.3	2546	45.6
Progeny	P 4700RXS	1.0	23.3	1	2.0	2541	44.9
Progeny	P 4970RX	1.0	22.0	0	2.0	2236	44.4
USG	7499E	1.0	20.7	8	2.0	2655	44.2
Progeny	P 4807E3S	1.0	20.7	4	2.0	2726	43.9
Progeny	P 4816RX	1.0	19.7	4	2.0	2233	43.0
Axis	XP4700	1.0	20.3	2	2.0	2741	42.9
USG	7480ET	1.0	23.3	6	4.0	2698	42.9
Virginia Tech	V15-2259ST	1.0	15.7	2	2.0	2809	42.6
Axis	4730NRXS	1.0	24.3	2	2.0	2588	41.6
USG	7487XTS	1.0	24.7	2	2.0	2671	41.1
Progeny	P 4851RX	1.0	21.0	4	2.0	2527	39.6
Pioneer	P49T62E	1.0	19.0	2	2.0	2589	39.0
Progeny	P 4821RX	1.0	19.6	9	2.0	2281	36.3
USG	7491ETS	1.0	19.3	3	2.0	2883	34.6
LSD P=.10		0.3	3.1	3.0	0.2	133	8.1
CV		19.3	10.0	63.1	8.1	3.8	12.4
Grand Mean		1.0	22.5	3.5	2.1	2574	48.0

Table 4h. Performance of double-crop late maturity group IV entries at Orange VA, 2020.

Brand	Variety	Lodging (1-5)	Height (in)	PSS (%)	Seed		
					Quality (1-5)	Seed Size (Seed/lb)	Yield (Bu/A)
Progeny	P 4816RX	1.0	32.7	0	2.0	2835	66.3
USG	7471ET	1.0	36.7	0	2.0	3476	65.0
USG	7487XTS	1.0	39.3	0	2.0	2862	65.0
Axis	XP4700	1.0	36.3	0	2.0	3529	63.2
USG	7499E	1.0	35.3	0	2.0	3124	62.8
USG	7496XTS	1.0	41.0	0	2.0	3344	61.6
Progeny	P 4700RXS	1.0	36.0	0	2.0	3275	61.0
Dyna-Gro	S48XT90	1.0	34.3	0	2.0	3031	60.1
USG	7480XT	1.0	34.0	0	2.0	2610	59.6
Axis	4730NRXS	1.0	39.3	0	2.0	3027	59.3
Channel	4916	1.0	40.3	0	2.0	3197	59.2
Progeny	P 4851RX	1.3	37.3	0	2.0	3020	58.9
Local Seed	LS4795XS	1.0	33.7	0	2.0	3014	58.8
Asgrow	AG48X9	1.0	38.3	0	2.0	2924	58.7
Asgrow	AG47X9	1.0	38.7	0	2.0	3213	58.6
Pioneer	P48A94PR	1.0	38.7	0	2.0	3031	58.5
Pioneer	P49T62E	1.0	31.0	0	2.0	3213	58.2
Dyna-Gro	49XS76	1.0	42.7	0	2.0	3259	58.1
Asgrow	AG46X0	1.0	35.0	0	2.0	3000	58.0
USG	7480ET	1.0	36.0	0	2.0	3356	57.9
Progeny	P 4902E3	1.0	35.3	0	2.0	3388	57.8
USG	7491ETS	2.3	32.0	0	2.0	3423	57.8
Hubner	H49-27R2X	1.0	41.3	0	2.0	2942	57.5
Progeny	P 4807E3S	1.0	36.0	0	2.0	3547	57.1
Progeny	P 4970RX	1.0	33.3	0	2.0	2655	56.7
Asgrow	AG48X7	1.0	38.3	0	2.0	2904	56.4
Asgrow	AG49X9	1.0	35.3	0	2.0	3040	56.4
Virginia Tech	V16-0262DI	1.0	37.3	0	2.0	2987	55.6
Mid-Atlantic Seeds	MAS4811E3/STS	1.3	45.0	0	2.0	3371	55.5
Virginia Tech	V17-2918R	1.7	45.3	0	2.0	3785	54.9
Dyna-Gro	S49EN79	1.0	35.0	0	2.0	3199	54.9
Progeny	P 4908E3S	1.3	46.0	0	2.0	3347	54.9
Virginia Tech	V14-0079	1.0	32.7	0	2.0	3380	54.8
Virginia Tech	V15-2259ST	1.0	34.0	0	2.0	3538	54.8
USG	7470XT	1.0	39.3	0	2.0	2980	54.8
Progeny	P 4775E3S	1.0	35.7	0	2.0	3183	54.2
Local Seed	LS4806XS	1.0	35.0	0	2.0	2886	53.5
Virginia Tech	V16-0293	1.0	39.3	0	2.0	2796	52.9
Donmario Seeds	DM49X13	1.3	35.3	0	2.0	2973	52.8
Progeny	P 4821RX	1.0	38.2	0	2.0	2555	52.1
Public	S14-15138GT	1.0	35.0	0	2.0	3091	49.3
LSD P=.10		0.4	3.0	0.2	-	105	7.2
CV		24.9	5.9	-	0.0	2.5	9.2
Grand Mean		1.1	37.1	0.0	2.0	3135	57.6

Table 4i. Performance of double-crop late maturity group IV entries at Suffolk VA, 2020.

Brand	Variety	Lodging (1-5)	Height (in)	PSS (%)	Seed		
					Quality (1-5)	Seed Size (Seed/lb)	Yield (Bu/A)
Progeny	P 4851RX	1.3	36.3	1	1.0	2731	69.8
Virginia Tech	V15-2259ST	1.0	27.6	0	2.0	3303	67.8
Progeny	P 4816RX	1.0	29.0	0	1.3	2454	65.5
Progeny	P 4807E3S	1.0	30.7	1	1.0	3002	65.2
Progeny	P 4902E3	1.0	31.0	1	1.3	2994	64.6
Asgrow	AG48X9	1.0	31.0	0	2.0	2770	64.2
Axis	XP4700	1.0	29.7	0	1.0	3027	64.2
Dyna-Gro	S49EN79	1.0	31.1	0	1.0	2905	64.0
Progeny	P 4908E3S	1.0	39.7	0	1.0	2995	63.9
Virginia Tech	V14-0079	1.0	25.6	0	1.0	3015	63.0
Asgrow	AG46X0	1.0	29.0	0	2.0	2877	62.3
Local Seed	LS4795XS	1.0	29.3	0	1.0	2901	62.2
USG	7471ET	1.0	30.0	0	2.0	3009	62.1
Progeny	P 4700RXS	1.0	32.0	0	1.0	2983	61.8
Asgrow	AG49X9	1.0	31.7	0	1.0	2703	61.2
Pioneer	P49T62E	1.0	26.6	0	2.0	2773	60.7
Axis	4730NRXS	1.0	33.0	0	1.0	2820	60.6
Asgrow	AG48X7	1.0	31.3	0	2.0	2819	60.5
Public	S14-15138GT	1.0	30.3	0	1.0	2752	60.2
Local Seed	LS4806XS	1.0	31.7	0	2.0	2880	60.0
Progeny	P 4970RX	1.0	33.3	0	1.0	2460	59.8
USG	7480ET	1.0	34.3	0	1.0	2892	59.5
Dyna-Gro	S48XT90	1.0	30.0	0	1.0	2697	59.4
Mid-Atlantic Seeds	MAS4811E3/STS	1.0	37.0	0	1.0	3069	59.4
Pioneer	P48A94PR	1.0	32.7	0	2.0	2798	59.4
USG	7480XT	1.0	29.0	0	1.0	2534	59.3
USG	7470XT	1.0	34.6	0	2.0	2815	57.8
Virginia Tech	V16-0262DI	1.0	27.6	0	1.5	2798	57.6
Hubner	H49-27R2X	1.0	35.0	0	1.0	2814	57.4
USG	7499E	1.0	28.6	0	2.0	2869	57.1
Dyna-Gro	49XS76	1.0	34.1	0	2.0	3041	56.9
USG	7491ETS	1.0	26.3	1	1.0	3213	56.9
USG	7487XTS	1.0	34.3	0	1.0	2797	56.0
Asgrow	AG47X9	1.0	30.3	0	1.7	2797	55.0
Virginia Tech	V16-0293	1.0	28.3	0	1.7	2703	54.5
Virginia Tech	V17-2918R	1.0	38.3	0	2.0	3614	53.9
Progeny	P 4821RX	1.0	32.0	0	1.0	2437	52.1
Donmario Seeds	DM49X13	1.0	28.3	0	1.0	2651	51.6
USG	7496XTS	1.0	35.3	0	1.0	3016	51.1
Progeny	P 4775E3S	1.0	27.7	0	2.0	2792	50.9
Channel	4916	1.0	30.6	0	1.5	3046	50.4
LSD P=.10		0.1	4.0	0.5	0.3	137	6.1
CV		9.5	9.3	228.3	16.5	3.5	7.6
Grand Mean		1.0	31.5	0.2	1.4	2859	59.6

Table 4j. Performance of double-crop late maturity group IV entries at Warsaw VA, 2020.

Brand	Variety	Maturity Date	Lodging (1-5)	Height (in)	PSS (%)	Seed		
						Quality (1-5)	Seed Size (Seed/lb)	Yield (Bu/A)
Progeny	P 4970RX	3-Nov	2.2	30.0	0	2.0	2504	73.1
Pioneer	P48A94PR	3-Nov	1.9	32.7	1	2.0	2905	71.9
USG	7496XTS	3-Nov	2.0	32.7	1	2.0	3062	71.8
Asgrow	AG48X7	2-Nov	1.9	34.0	0	2.0	2724	71.7
Progeny	P 4700RXS	26-Oct	2.2	31.3	0	2.0	3077	71.5
Dyna-Gro	49XS76	3-Nov	1.8	32.7	1	2.0	3036	71.0
Asgrow	AG49X9	3-Nov	2.4	32.0	0	2.0	2748	70.5
Hubner	H49-27R2X	3-Nov	2.0	32.7	0	2.0	2822	70.5
Virginia Tech	V14-0079	4-Nov	1.8	28.0	1	2.0	3170	70.2
USG	7480XT	3-Nov	2.1	28.3	0	2.0	2580	70.0
Progeny	P 4851RX	29-Oct	2.4	33.7	0	2.0	2781	69.6
Progeny	P 4816RX	3-Nov	1.6	30.0	1	2.0	2610	69.4
Channel	4916	3-Nov	2.0	34.6	1	2.0	3019	69.3
USG	7491ETS	3-Nov	2.4	28.7	1	2.0	3314	69.3
Virginia Tech	V15-2259ST	5-Nov	1.9	28.0	0	2.0	3400	69.1
Asgrow	AG48X9	3-Nov	1.8	30.7	0	2.0	2816	69.0
Dyna-Gro	S49EN79	3-Nov	2.3	31.7	3	2.0	3001	68.9
Dyna-Gro	S48XT90	2-Nov	2.2	27.7	0	2.0	2733	68.8
USG	7470XT	23-Oct	2.3	37.7	1	2.0	2869	68.2
Progeny	P 4902E3	2-Nov	2.7	30.0	1	2.0	3027	68.1
Axis	4730NRXS	24-Oct	1.9	30.7	1	2.0	2892	68.0
Virginia Tech	V16-0262DI	24-Oct	2.1	30.0	0	2.0	2826	67.4
Progeny	P 4821RX	31-Oct	2.2	32.3	0	2.0	2443	67.3
USG	7487XTS	7-Nov	2.1	33.3	0	2.0	2726	67.2
Virginia Tech	V16-0293	30-Oct	2.0	30.0	0	2.0	2655	67.0
Mid-Atlantic Seeds	MAS4811E3/STS	3-Nov	2.4	36.7	0	2.0	3138	67.0
Local Seed	LS4806XS	2-Nov	1.6	30.0	0	2.0	2912	66.9
Local Seed	LS4795XS	2-Nov	1.6	29.3	0	2.0	2987	66.9
Virginia Tech	V17-2918R	3-Nov	2.5	39.3	0	2.0	3496	66.6
USG	7499E	3-Nov	1.9	29.0	2	2.0	3003	66.4
Asgrow	AG46X0	1-Nov	1.6	28.0	0	2.0	2899	65.9
Pioneer	P49T62E	25-Oct	1.5	29.0	0	2.0	2944	65.8
Donmario Seeds	DM49X13	3-Nov	2.2	27.7	1	2.0	2699	65.2
Progeny	P 4807E3S	23-Oct	2.2	29.3	0	2.0	3274	64.8
Asgrow	AG47X9	23-Oct	1.6	29.3	0	2.0	3049	64.0
USG	7480ET	29-Oct	1.9	33.0	0	2.0	3150	63.8
Progeny	P 4775E3S	28-Oct	1.9	30.3	0	2.0	2957	62.4
Axis	XP4700	23-Oct	1.9	27.7	0	2.0	3339	61.8
Progeny	P 4908E3S	4-Nov	2.5	38.0	0	2.0	3077	61.5
USG	7471ET	23-Oct	2.3	29.3	0	2.0	3291	61.0
Public	S14-15138GT	2-Nov	2.1	29.3	1	2.0	2913	57.2
LSD P=.10		2.9	0.4	3.4	1.0	-	114	4.7
CV		3.5	13.9	8.0	152.2	0.0	2.9	5.2
Grand Mean		31-Oct	2.1	31.2	0.5	2.0	2948	67.4

Table 5a. Performance of full-season early maturity group V entries at Blackstone VA, 2020.

Brand	Variety	Lodging (1-5)	Height (in)	PSS (%)	Seed		
					Quality (1-5)	Seed Size (Seed/lb)	Yield (Bu/A)
MorSoy	MS 5110	1.7	33.7	3	2.0	2995	66.1
USG	7540XT	1.0	37.0	2	2.0	3035	64.5
University of Missouri	S16-3747R	1.0	31.2	0	1.5	3152	63.0
USG	5618V	1.0	28.7	0	2.0	3253	62.8
Pioneer	P53A67X	1.0	27.7	0	2.0	3623	60.2
Seed Consultants	SC 8521X	1.0	31.7	0	2.0	3442	59.7
Asgrow	AG53X0	1.0	34.0	1	2.0	2982	58.9
Local Seed	LS5087X	1.0	30.7	1	2.0	2798	58.3
Dyna-Gro	S52RS86	1.7	34.0	1	2.0	2905	58.2
University of Missouri	S16-11651C	1.7	30.3	0	2.0	3109	57.5
NK Brand	S53-F7X	1.0	33.0	3	2.0	2710	56.9
Southern Harvest	SH 5321 E3	1.7	34.7	4	2.0	3237	56.8
Local Seed	LS5386X	1.0	33.7	1	2.0	2803	56.7
Southern Harvest	SH 5215 LL	1.0	31.3	0	2.0	3397	56.7
Local Seed	ZS5098E3	1.3	34.7	1	2.3	3267	56.4
Axis	5016NRXS	1.0	33.0	10	2.7	2798	56.3
Virginia Tech	V17-0373	1.0	38.3	0	2.0	3192	55.5
Pioneer	P52A26R	1.0	31.0	7	2.3	3100	55.3
Asgrow	AG52X9	1.0	29.7	1	2.0	2871	54.8
University of Arkansas	R13-14635RR	1.0	34.7	0	2.0	3124	54.7
Hubner	H50-10R2X	1.0	32.0	4	2.0	2834	53.4
Credenz	CZ 5299X	1.0	33.7	1	2.0	3265	53.1
Dyna-Gro	S52XT91	1.0	27.7	1	2.0	3300	52.5
Virginia Tech	V15-2261ST	1.0	27.3	0	2.0	3095	51.6
Axis	5319NRX	1.0	32.7	0	2.0	2936	51.0
Public	Corbin	1.0	27.3	0	2.0	3364	50.3
MorSoy	MS 5398	1.0	34.0	1	2.3	2932	49.2
Credenz	CZ 5000X	1.0	30.7	0	2.0	3201	48.6
LSD P=.10		0.4	2.3	1.7	0.3	171	6.8
CV		27.4	5.1	81.6	11.8	4.0	8.9
Grand Mean		1.1	32.2	1.6	2.1	3096	56.3

Table 5b. Performance of full-season early maturity group V entries at Eastern Shore VA, 2020.

Brand	Variety	Lodging (1-5)	Height (in)	PSS (%)	Seed		Yield (Bu/A)
					Quality (1-5)	Seed Size (Seed/lb)	
Dyna-Gro	S52XT91	1.0	26.0	8	2.0	2702	60.5
NK Brand	S53-F7X	1.0	28.3	22	2.0	2455	59.8
Hubner	H50-10R2X	1.0	28.2	5	2.0	2720	58.3
Dyna-Gro	S52RS86	1.0	29.3	6	2.0	2513	58.3
USG	7540XT	1.0	29.0	5	2.0	2708	57.2
Local Seed	ZS5098E3	1.0	29.7	7	2.0	2775	56.8
Credenz	CZ 5000X	1.0	26.9	3	2.0	2627	56.1
Southern Harvest	SH 5321 E3	1.0	28.3	3	2.0	2884	56.1
Local Seed	LS5087X	1.0	27.3	7	2.0	2600	54.9
Asgrow	AG52X9	1.0	23.3	7	2.0	2591	54.7
Credenz	CZ 5251X	1.0	24.3	12	2.0	2713	54.7
Virginia Tech	V17-0373	1.0	32.0	2	2.0	2803	54.2
Pioneer	P52A26R	1.0	24.2	13	2.0	2573	53.8
Credenz	CZ 5299X	1.0	27.0	6	2.0	3014	53.5
University of Missouri	S16-3747R	1.0	16.3	5	2.0	2856	52.9
University of Arkansas	R13-14635RR	1.0	27.7	6	2.0	2787	52.2
MorSoy	MS 5398	1.0	25.7	2	2.0	2616	52.0
University of Missouri	S16-11651C	1.0	18.3	1	2.0	2957	50.8
Asgrow	AG53X0	1.0	27.0	4	2.0	2786	50.7
Southern Harvest	SH 5215 LL	1.0	24.7	4	2.0	2831	49.9
MorSoy	MS 5110	1.0	27.3	11	2.7	2815	47.7
Public	Corbin	1.0	13.7	2	2.0	2780	46.9
Local Seed	LS5386X	1.0	25.7	5	2.0	2650	46.3
Seed Consultants	SC 8521X	1.0	19.4	1	2.0	3226	46.0
Virginia Tech	V15-2261ST	1.0	16.3	4	2.0	2995	45.9
Axis	5016NRXS	1.0	27.3	3	2.0	2764	45.3
USG	5618V	1.0	15.7	3	2.0	2849	44.7
Axis	5319NRX	1.0	28.0	3	2.0	2610	43.6
Pioneer	P53A67X	1.0	12.2	4	2.0	3461	41.7
LSD P=.10		-	2.9	5.1	0.2	127	7.4
CV		0.0	8.8	64.1	5.6	3.4	10.4
Grand Mean		1.0	24.5	5.8	2.02	2773	52.1

Table 5c. Performance of full-season early maturity group V entries at Orange VA, 2020.

Brand	Variety	Lodging (1-5)	Height (in)	PSS (%)	Seed		
					Quality (1-5)	Seed Size (Seed/lb)	Yield (Bu/A)
Local Seed	LS5087X	2.3	50.7	2	1.6	2864	75.4
MorSoy	MS 5110	2.7	50.0	2	1.6	3186	69.7
Pioneer	P52A26R	1.8	54.2	3	1.6	2984	68.7
Dyna-Gro	S52RS86	2.7	52.7	2	1.6	2746	66.9
Asgrow	AG52X9	1.0	52.0	2	1.7	3021	66.8
Seed Consultants	SC 8521X	1.7	49.7	0	1.6	3338	66.8
MorSoy	MS 5398	1.0	52.7	0	1.6	3023	66.0
Local Seed	LS5386X	2.3	52.0	0	1.6	2875	65.0
Axis	5319NRX	1.3	51.0	0	1.6	2950	64.9
Axis	5016NRXS	1.3	51.0	3	1.6	3244	64.8
Asgrow	AG53X0	1.0	56.0	0	1.6	3427	64.5
Hubner	H50-10R2X	2.0	53.7	0	1.6	3112	63.3
NK Brand	S53-F7X	1.0	53.7	2	1.6	2923	63.3
Pioneer	P53A67X	4.0	41.7	2	1.6	3594	62.8
Credenz	CZ 5000X	2.0	46.3	0	1.7	2924	61.6
Local Seed	ZS5098E3	1.3	55.7	2	1.6	3306	58.6
Virginia Tech	V15-2261ST	2.7	46.0	0	1.2	3168	58.4
Southern Harvest	SH 5321 E3	1.0	60.0	6	1.6	3283	57.5
USG	7540XT	2.7	53.0	2	1.6	3117	57.2
Dyna-Gro	S52XT91	2.0	47.7	5	1.6	3711	56.9
University of Arkansas	R13-14635RR	2.0	52.0	0	1.6	3300	56.7
Virginia Tech	V17-0373	3.0	55.7	2	1.6	3205	55.1
Southern Harvest	SH 5215 LL	2.0	53.3	3	1.8	3236	54.7
University of Missouri	S16-11651C	4.3	48.3	0	1.6	3143	54.4
Credenz	CZ 5299X	1.3	53.0	0	1.6	3331	54.3
University of Missouri	S16-3747R	4.3	52.0	4	1.7	3014	51.1
USG	5618V	3.3	44.0	2	1.6	3042	48.0
Public	Corbin	4.3	45.7	0	1.6	3047	44.5
LSD P=.10		0.9	3.0	3.9	0.1	143	7.9
CV		29.0	4.3	191.7	4.0	3.3	9.6
Grand Mean		2.2	51.2	1.5	1.6	3150	60.5

Table 5d. Performance of full-season early maturity group V entries at Suffolk VA, 2020.

Brand	Variety	Lodging (1-5)	Height (in)	PSS (%)	Seed		Yield (Bu/A)
					Quality (1-5)	Seed Size (Seed/lb)	
Pioneer	P52A26R	1.0	29.7	0	1.0	2801	62.3
USG	7540XT	1.0	33.5	1	2.0	2936	59.1
Local Seed	LS5087X	1.0	31.0	0	1.7	2643	58.5
Asgrow	AG53X0	1.0	32.0	0	1.3	2842	57.1
Credenz	CZ 5299X	1.0	28.0	1	1.0	3090	57.0
Pioneer	P53A67X	1.0	19.3	0	2.0	3382	56.7
University of Missouri	S16-11651C	1.0	27.3	0	1.3	2860	56.5
University of Missouri	S16-3747R	1.0	24.3	0	1.0	2826	55.9
Asgrow	AG52X9	1.0	30.7	0	1.0	2779	55.5
Dyna-Gro	S52RS86	1.0	31.0	0	1.7	2752	55.5
Local Seed	ZS5098E3	1.0	32.7	0	2.0	3064	55.2
Southern Harvest	SH 5215 LL	1.0	27.0	0	2.0	3079	53.9
NK Brand	S53-F7X	1.0	30.0	1	1.7	2675	53.1
MorSoy	MS 5110	1.0	24.3	1	2.0	3007	53.0
Public	Corbin	1.0	19.7	0	2.0	3023	52.3
Hubner	H50-10R2X	1.3	28.7	1	1.0	2842	51.9
USG	5618V	1.0	22.0	0	2.0	2764	51.9
Southern Harvest	SH 5321 E3	1.0	30.0	0	2.0	3151	51.8
Dyna-Gro	S52XT91	1.0	25.0	0	2.0	3052	51.7
Seed Consultants	SC 8521X	1.0	22.7	0	1.7	2969	51.3
Virginia Tech	V17-0373	1.3	33.0	0	1.7	3089	49.5
Axis	5016NRXS	1.0	30.0	0	2.0	2924	48.4
Virginia Tech	V15-2261ST	1.0	21.0	0	1.7	3104	47.8
University of Arkansas	R13-14635RR	1.0	28.3	0	1.7	3003	47.7
Credenz	CZ 5000X	1.3	27.3	0	1.0	2873	47.3
Credenz	CZ 5251X	1.0	28.3	0	1.0	2987	45.9
MorSoy	MS 5398	1.0	27.7	0	1.7	2852	45.0
Axis	5319NRX	1.0	27.7	0	1.3	2838	42.7
Local Seed	LS5386X	1.0	26.0	0	2.0	2878	41.7
LSD P=.10		0.3	3.0	0.7	0.5	125	7.6
CV		18.3	7.9	205.7	22.7	3.1	10.6
Grand Mean		1.0	27.5	0.2	1.6	2939	52.2

Table 5e. Performance of full-season early maturity group V entries at Warsaw VA, 2020.

Brand	Variety	Maturity Date	Lodging (1-5)	Height (in)	PSS (%)	Seed		
						Quality (1-5)	Seed Size (Seed/lb)	Yield (Bu/A)
Dyna-Gro	S52RS86	20-Oct	2.1	43.3	0	1.7	2823	93.3
Asgrow	AG53X0	20-Oct	1.7	44.3	0	1.7	3253	87.7
Hubner	H50-10R2X	15-Oct	1.7	42.0	0	1.0	2915	86.4
NK Brand	S53-F7X	20-Oct	1.6	40.3	2	1.7	2826	85.2
Southern Harvest	SH 5215 LL	16-Oct	1.4	41.0	0	2.3	3460	85.2
Credenz	CZ 5251X	16-Oct	1.6	37.7	1	2.0	3441	83.2
Credenz	CZ 5299X	20-Oct	1.6	39.7	0	1.0	3414	82.9
Dyna-Gro	S52XT91	16-Oct	1.6	38.0	1	2.0	3469	82.4
USG	7540XT	18-Oct	1.8	41.3	0	1.3	3150	81.9
Pioneer	P52A26R	16-Oct	1.5	41.7	1	1.3	3068	81.6
Local Seed	LS5386X	18-Oct	1.5	42.0	1	2.0	3007	81.4
Virginia Tech	V15-2261ST	19-Oct	1.4	33.7	0	2.0	3214	80.8
University of Arkansas	R13-14635RR	18-Oct	1.4	41.3	0	1.0	3132	80.7
Asgrow	AG52X9	17-Oct	1.5	42.0	0	1.3	2981	80.1
University of Missouri	S16-11651C	19-Oct	2.0	36.3	0	1.3	3243	80.0
MorSoy	MS 5398	18-Oct	1.4	41.0	0	1.0	3010	79.7
Axis	5016NRXS	14-Oct	1.5	41.7	1	2.0	3200	79.7
Local Seed	LS5087X	15-Oct	1.6	39.3	1	2.0	2911	79.3
Virginia Tech	V17-0373	20-Oct	2.1	46.7	0	2.0	3072	79.1
Seed Consultants	SC 8521X	14-Oct	1.5	37.7	0	2.0	3605	78.7
University of Missouri	S16-3747R	20-Oct	2.5	38.3	0	1.3	2969	78.5
Axis	5319NRX	15-Oct	1.4	41.0	0	2.0	3078	77.9
Southern Harvest	SH 5321 E3	16-Oct	1.6	44.0	1	2.0	3261	77.3
Local Seed	ZS5098E3	17-Oct	1.8	41.0	0	2.0	3285	77.2
MorSoy	MS 5110	13-Oct	1.8	38.7	3	2.0	3256	76.0
Credenz	CZ 5000X	16-Oct	1.7	37.7	0	1.0	2968	75.7
USG	5618V	19-Oct	1.7	33.7	0	2.0	3205	75.6
Pioneer	P53A67X	12-Oct	1.4	30.7	0	1.7	4009	74.3
Public	Corbin	17-Oct	2.1	33.3	0	1.0	3347	68.6
LSD P=.10		2.4	0.3	2.6	0.9	0.5	126	6.8
CV		3.8	13.8	4.9	130.5	20.9	2.9	6.2
Grand Mean		17-Oct	1.7	39.6	0.5	1.6	3192	80.4

Table 5f. Performance of double-crop early maturity group V entries at Blackstone VA, 2020.

Brand	Variety	Lodging (1-5)	Height (in)	PSS (%)	Seed		
					Quality (1-5)	Seed Size (Seed/lb)	Yield (Bu/A)
Southern Harvest	SH 5215 LL	1.0	24.0	1	2.0	2765	53.2
Local Seed	LS5009XS	1.0	30.0	0	2.0	2648	51.5
Hubner	H50-10R2X	1.0	30.3	2	2.0	2649	50.8
Donmario Seeds	DM 59E01	1.0	32.0	0	2.0	2937	49.8
Dyna-Gro	S52RS86	1.0	28.7	1	2.0	2438	49.7
USG	7529XTS	1.0	27.7	1	2.0	2788	49.5
Dyna-Gro	S52XT91	1.0	24.1	6	2.0	2669	49.3
Local Seed	ZS5098E3	1.0	29.9	1	2.0	2737	48.3
Public	Corbin	1.0	22.0	0	2.0	2977	48.2
Progeny	P 5016RXS	1.0	29.7	1	2.0	2780	45.3
Progeny	P 5252RX	1.0	23.3	2	2.0	2673	44.4
Virginia Tech	V15-2261ST	1.0	20.3	2	2.0	2717	44.3
Local Seed	LS5386X	1.0	27.7	0	2.0	2667	44.3
USG	7540XT	1.0	25.0	1	2.0	2903	44.1
Virginia Tech	V17-0373	1.0	28.0	0	2.0	2788	44.1
Progeny	P 5170RX	1.0	25.7	0	2.0	2845	43.9
Southern Harvest	SH 5321 E3	1.0	29.7	1	2.0	2819	43.4
Asgrow	AG53X0	1.0	28.7	2	2.0	2742	43.1
Asgrow	AG52X9	1.0	27.3	1	2.0	2558	42.1
Axis	5016NRXS	1.0	28.3	4	2.0	2807	41.7
USG	5618V	1.0	21.1	0	2.0	2902	41.3
Axis	5319NRX	1.0	24.0	0	2.0	2688	39.8
Axis	XP5100	1.0	22.7	3	2.7	2919	39.7
Progeny	P 5211E3	1.0	21.3	2	2.3	2657	38.3
LSD P=.10		-	3.6	1.9	0.2	129	8.6
CV		0.0	10.2	105.4	8.3	3.4	13.9
Grand Mean		1.0	26.0	1.3	2.0	2756	44.9

Table 5g. Performance of double-crop early maturity group V entries at Eastern Shore VA, 2020.

Brand	Variety	Lodging (1-5)	Height (in)	PSS (%)	Seed		
					Quality (1-5)	Seed Size (Seed/lb)	Yield (Bu/A)
Axis	XP5100	1.0	21.3	16	2.7	2827	60.3
Dyna-Gro	S52RS86	1.0	25.6	1	1.9	2438	59.8
Hubner	H50-10R2X	1.0	24.0	3	2.0	2548	58.2
Southern Harvest	SH 5215 LL	1.0	26.0	4	2.7	2573	57.5
Local Seed	ZS5098E3	1.5	27.1	3	1.9	2634	56.1
Southern Harvest	SH 5321 E3	1.0	25.7	1	2.0	2642	55.3
Virginia Tech	V17-0373	2.3	27.3	2	2.3	2618	55.0
Dyna-Gro	S52XT91	1.0	23.0	5	2.7	2620	54.5
Donmario Seeds	DM 59E01	1	27.7	3	2.3	2774	53.6
Virginia Tech	V15-2261ST	1.0	14.3	2	2.0	2581	53.2
Asgrow	AG53X0	1.0	25.7	3	2.0	2754	52.3
USG	7540XT	1.0	24.3	5	2.0	2760	52.3
Asgrow	AG52X9	1.0	23.0	10	2.0	2537	51.5
USG	7529XTS	1.0	22.0	8	2.0	2838	50.6
Progeny	P 5170RX	1.0	24.0	1	2.3	2595	50.0
Progeny	P 5252RX	1.0	22.3	5	2.3	2746	49.7
Progeny	P 5211E3	1.0	22.3	11	2.0	2614	48.7
Local Seed	LS5009XS	1.0	24.7	2	1.7	2596	48.2
USG	5618V	1.0	15.0	4	2.3	2541	47.3
Axis	5016NRXS	1.0	24.3	8	2.3	2646	45.8
Public	Corbin	1.0	13.0	4	2.0	2703	44.3
Local Seed	LS5386X	1.0	22.3	3	2.0	2532	43.0
Axis	5319NRX	1.0	22.7	5	2.0	2513	42.1
Progeny	P 5016RXS	1.0	24.0	11	2.0	2640	40.4
LSD P=.10		0.3	2.8	3.7	0.5	85	7.2
CV		18.3	8.9	52.9	16.7	2.4	10.3
Grand Mean		1.1	22.8	5.1	2.1	2633	50.9

Table 5h. Performance of double-crop early maturity group V entries at Orange VA, 2020.

Brand	Variety	Lodging (1-5)	Height (in)	PSS (%)	Seed		
					Quality (1-5)	Seed Size (Seed/lb)	Yield (Bu/A)
Dyna-Gro	S52RS86	1.7	41.7	0	2.0	2745	66.4
Axis	5319NRX	1.3	39.7	0	2.0	2968	65.6
Dyna-Gro	S52XT91	1.3	37.3	0	2.0	3200	65.5
Progeny	P 5211E3	2.3	39.0	1	2.0	3103	65.2
Southern Harvest	SH 5321 E3	1.3	46.7	0	2.0	3221	63.3
USG	5618V	2.0	35.3	0	2.0	3096	63.1
Local Seed	LS5009XS	2.3	42.7	0	2.0	2880	61.9
Southern Harvest	SH 5215 LL	1.3	39.3	0	2.0	3228	61.7
Asgrow	AG53X0	1.5	41.7	0	2.0	3283	61.5
Axis	XP5100	2.7	37.3	0	2.0	3229	61.5
USG	7540XT	2.3	39.3	0	2.0	3293	60.6
Virginia Tech	V17-0373	3.0	45.7	0	2.0	3216	60.2
Virginia Tech	V15-2261ST	1.8	38.3	0	2.0	3155	60.0
Asgrow	AG52X9	1.0	40.3	0	2.0	2981	59.9
Axis	5016NRXS	1.6	40.3	0	2.0	3184	59.9
Local Seed	LS5386X	1.3	39.7	0	2.0	3014	59.7
Hubner	H50-10R2X	1.5	41.3	0	2.0	3041	58.5
Progeny	P 5252RX	1.0	37.0	0	2.0	3418	58.3
Progeny	P 5170RX	1.5	41.0	0	2.0	3076	58.2
USG	7529XTS	2.2	39.3	0	2.0	3363	57.2
Local Seed	ZS5098E3	1.7	47.0	0	2.0	3196	56.3
Donmario Seeds	DM 59E01	2.5	39.0	0	2.0	3696	54.4
Progeny	P 5016RXS	1.4	42.3	0	2.0	3164	54.2
Public	Corbin	2.3	34.0	0	2.0	3316	54.2
LSD P=.10		0.5	2.5	0.3	-	123	7.4
CV		22.8	4.4	338.3	0.0	2.8	8.9
Grand Mean		1.8	40.6	0.1	2.0	3154	60.5

Table 5i. Performance of double-crop early maturity group V entries at Suffolk VA, 2020.

Brand	Variety	Lodging (1-5)	Height (in)	PSS (%)	Seed		
					Quality (1-5)	Seed Size (Seed/lb)	Yield (Bu/A)
Southern Harvest	SH 5321 E3	1.3	40.7	0	1.0	3054	63.3
Local Seed	LS5009XS	1.0	38.3	0	1.0	2868	62.6
Southern Harvest	SH 5215 LL	1.0	37.0	0	1.0	3170	62.1
USG	5618V	1.0	30.7	0	1.0	3065	60.3
Progeny	P 5211E3	1.0	33.0	0	1.0	2981	59.2
Hubner	H50-10R2X	1.0	36.0	0	1.0	3044	59.1
Virginia Tech	V17-0373	1.3	38.0	0	1.0	3073	59.0
Donmario Seeds	DM 59E01	1.0	34.0	0	1.0	3283	59.0
Axis	XP5100	1.0	34.0	0	1.0	3069	58.2
Progeny	P 5252RX	1.0	31.3	0	1.0	3146	57.9
Asgrow	AG52X9	1.0	33.3	0	1.3	2924	57.8
Asgrow	AG53X0	1.0	35.0	0	1.0	3283	57.8
USG	7529XTS	1.0	32.3	0	1.0	3168	57.7
USG	7540XT	1.0	37.0	0	1.0	3133	57.6
Axis	5319NRX	1.0	33.3	0	1.0	3146	57.6
Public	Corbin	1.0	28.7	0	1.3	3041	56.9
Dyna-Gro	S52RS86	1.0	36.0	0	1.0	1793	56.4
Local Seed	ZS5098E3	1.0	40.3	0	1.0	3172	55.8
Axis	5016NRXS	1.0	37.0	0	1.0	3207	55.7
Local Seed	LS5386X	1.0	34.3	0	1.0	2988	54.0
Dyna-Gro	S52XT91	1.0	29.7	0	1.0	3152	52.9
Progeny	P 5170RX	1.0	34.7	0	2.0	3168	50.5
Virginia Tech	V15-2261ST	1.0	29.0	0	1.0	3162	49.8
Progeny	P 5016RXS	1.0	34.3	0	1.3	3182	46.4
LSD P=.10		0.2	3.2	0.3	0.3	467	5.7
CV		15.9	6.6	424.3	18.0	11.2	7.3
Grand Mean		1.0	34.7	0.1	1.1	3052	57.0

Table 5j. Performance of double-crop early maturity group V entries at Warsaw VA, 2020.

Brand	Variety	Maturity Date	Lodging (1-5)	Height (in)	PSS (%)	Seed		
						Quality (1-5)	Seed Size (Seed/lb)	Yield (Bu/A)
Hubner	H50-10R2X	3-Nov	1.9	34.0	2	2.0	2763	71.8
Dyna-Gro	S52XT91	3-Nov	1.6	32.0	1	2.0	2981	71.0
Virginia Tech	V15-2261ST	4-Nov	2.0	29.0	2	2.0	2883	67.6
Dyna-Gro	S52RS86	6-Nov	1.8	35.7	2	2.0	2580	67.1
Asgrow	AG53X0	3-Nov	2.1	35.0	3	2.0	2937	66.3
Local Seed	LS5009XS	5-Nov	2.0	36.3	4	2.0	2742	66.2
USG	5618V	3-Nov	1.7	28.7	0	2.0	3090	66.2
Progeny	P 5211E3	3-Nov	2.1	32.0	2	2.0	2956	65.7
Asgrow	AG52X9	3-Nov	1.8	35.7	2	2.0	2833	65.6
Southern Harvest	SH 5215 LL	10-Nov	1.9	34.7	1	2.0	2758	65.6
Local Seed	ZS5098E3	4-Nov	2.3	37.0	0	2.0	3002	65.0
Southern Harvest	SH 5321 E3	3-Nov	2.0	38.0	0	2.0	2987	64.7
Axis	5016NRXS	31-Oct	2.0	32.0	3	2.0	3068	64.2
Axis	5319NRX	3-Nov	1.4	32.3	0	2.0	2924	63.5
Progeny	P 5016RXS	3-Nov	1.8	33.7	2	2.0	3047	63.4
Local Seed	LS5386X	3-Nov	1.5	29.7	1	2.0	2911	63.2
Axis	XP5100	2-Nov	2.2	32.3	3	2.0	3103	63.0
Public	Corbin	3-Nov	1.9	29.0	0	2.0	2994	62.4
Progeny	P 5170RX	1-Nov	1.9	33.7	0	2.0	2968	62.1
USG	7529XTS	3-Nov	1.9	31.3	2	2.0	3274	60.9
USG	7540XT	4-Nov	2.4	32.7	3	2.0	3015	60.9
Progeny	P 5252RX	4-Nov	1.8	29.7	0	2.0	3132	59.4
Donmario Seeds	DM 59E01	1-Nov	2.1	34.0	0	2.0	3441	57.9
Virginia Tech	V17-0373	3-Nov	2.1	36.7	0	2.0	2993	56.5
LSD P=.10		2.2	0.5	2.1	1.9	-	100	4.5
CV		2.5	19.5	4.5	98.8	0.0	2.5	5.1
Grand Mean		3-Nov	1.9	33.2	1.4	2.0	2956	64.4

Table 6a. Performance of full-season late maturity group V entries at Blackstone VA, 2020.

Brand	Variety	Lodging (1-5)	Height (in)	PSS (%)	Seed		
					Quality (1-5)	Seed Size (Seed/lb)	Yield (Bu/A)
Southern Harvest	SH 6515 LL/STS	1.0	34.0	0	2.0	2849	66.2
Southern Harvest	SH 6020 LL/STS	1.0	32.7	0	1.7	2770	63.0
Credenz	CZ 6730LL	1.0	28.0	0	2.0	2826	61.4
Dyna-Gro	S58XT30	1.0	33.3	0	2.0	2895	61.0
Credenz	CZ 6260LL	1.0	30.3	1	2.0	2576	60.5
Seed Consultants	SC 8570X	1.0	34.0	1	2.7	3068	58.9
Credenz	CZ 6020X	1.0	29.7	0	2.7	3426	57.7
Virginia Tech	V17-3039R2LA	1.0	28.7	2	3.0	2763	57.1
Credenz	CZ 6520LL	1.0	33.3	0	2.0	2921	55.9
NK Brand	S57-A7X	1.0	25.0	0	2.0	3167	55.6
USG	5618V	1.0	27.7	0	2.7	3214	55.6
Asgrow	AG55X7	1.0	23.7	1	3.0	3373	55.4
Dyna-Gro	S56XT99	1.0	32.3	2	3.0	2822	53.8
MorSoy	MS 5607	1.0	30.3	1	3.0	2904	53.7
Pioneer	95M82	1.0	30.3	1	2.0	3278	53.6
Pioneer	P55A49X	1.0	24.3	0	3.0	3811	52.6
Asgrow	AG56X8	1.0	28.0	0	2.3	2923	52.3
Credenz	CZ 6770X	1.0	33.7	0	2.3	3144	51.0
Credenz	CZ 5700X	1.0	30.3	0	2.3	2988	50.7
Virginia Tech	V16-0269DI	1.0	24.3	0	3.0	3207	50.0
LSD P=.10		-	3.6	1.0	0.5	176	8.0
CV		0.0	8.7	145.8	14.2	4.2	10.3
Grand Mean		1.0	29.7	0.5	2.4	3046	56.3

Table 6b. Performance of full-season late maturity group V entries at Eastern Shore VA, 2020.

Brand	Variety	Lodging (1-5)	Height (in)	PSS (%)	Seed		
					Quality (1-5)	Seed Size (Seed/lb)	Yield (Bu/A)
Credenz	CZ 5700X	1.0	18.3	2	2.0	2521	62.7
Dyna-Gro	S58XT30	1.0	18.0	1	2.0	2605	59.4
Southern Harvest	SH 6020 LL/STS	1.0	20.3	1	2.0	2495	59.4
Credenz	CZ 6770X	1.0	22.0	2	2.0	2887	57.5
Credenz	CZ 6520LL	1.0	22.3	0	2.0	2594	56.8
NK Brand	S57-A7X	1.0	18.7	4	2.0	2707	56.3
Southern Harvest	SH 6515 LL/STS	1.0	22.9	0	2.0	2504	55.2
Credenz	CZ 6260LL	1.0	20.0	1	2.0	2542	54.3
Credenz	CZ 6020X	1.0	19.7	1	2.0	3056	53.4
Credenz	CZ 6730LL	1.0	21.3	1	2.0	2580	52.0
Virginia Tech	V17-3039R2LA	1.0	18.3	6	3.0	2590	51.8
MorSoy	MS 5607	1.0	18.7	2	2.0	2495	51.3
Asgrow	AG56X8	1.0	21.0	1	2.0	2552	50.9
Dyna-Gro	S56XT99	1.0	21.0	2	2.3	2499	48.9
USG	5618V	1.0	18.3	3	2.0	2907	45.4
Pioneer	P55A49X	1.0	15.8	3	2.0	3530	45.1
Pioneer	95M82	1.0	18.3	2	3.0	2936	44.7
Seed Consultants	SC 8570X	1.0	20.0	1	2.0	2955	44.7
Asgrow	AG55X7	1.0	21.3	2	2.0	3129	44.1
Virginia Tech	V16-0269DI	1.0	19.0	1	2.0	3091	36.6
LSD P=.10		-	4.7	1.5	0.2	110.3	7.1
CV		0.0	17.0	60.9	6.4	2.9	9.9
Grand Mean		1.0	19.8	1.8	2.1	2747.4	51.6

Table 6c. Performance of full-season late maturity group V entries at Orange VA, 2020.

Brand	Variety	Lodging (1-5)	Height (in)	PSS (%)	Seed		
					Quality (1-5)	Seed Size (Seed/lb)	Yield (Bu/A)
Virginia Tech	V16-0269DI	2.0	45.0	0	2.0	3205	62.6
Credenz	CZ 6020X	3.0	48.0	0	2.0	3297	60.4
Credenz	CZ 6260LL	3.0	48.7	0	2.0	2798	60.4
Credenz	CZ 6770X	3.0	51.0	0	2.0	3414	59.4
Southern Harvest	SH 6020 LL/STS	3.3	54.7	0	2.0	3152	59.4
Asgrow	AG56X8	2.3	48.0	0	2.0	3302	59.2
Seed Consultants	SC 8570X	4.3	52.7	0	2.0	3205	58.3
Asgrow	AG55X7	3.0	45.3	0	2.0	3308	56.6
NK Brand	S57-A7X	3.3	49.7	0	2.0	3269	55.9
Credenz	CZ 5700X	2.3	48.7	0	2.0	3237	55.6
USG	5618V	4.3	45.0	0	2.0	3105	54.7
Dyna-Gro	S58XT30	4.0	47.3	0	2.0	3237	53.9
Credenz	CZ 6520LL	2.3	48.7	0	2.0	3361	53.0
Southern Harvest	SH 6515 LL/STS	3.7	54.0	0	2.0	3104	53.0
Pioneer	P55A49X	3.7	39.3	0	2.0	3726	52.9
MorSoy	MS 5607	3.7	44.3	0	2.0	3112	52.4
Credenz	CZ 6730LL	4.3	47.3	0	2.0	3359	52.3
Pioneer	95M82	3.7	53.7	0	2.0	3390	51.3
Virginia Tech	V17-3039R2LA	4.3	45.3	0	2.0	2783	50.8
Dyna-Gro	S56XT99	3.0	49.0	0	2.0	3079	50.2
LSD P=.10		1.2	4.0	0.5	-	245	11.0
CV		26.7	6.0	263.8	0.0	5.5	14.4
Grand Mean		3.3	48.3	0.1	2.0	3222	55.6

Table 6d. Performance of full-season late maturity group V entries at Suffolk VA, 2020.

Brand	Variety	Lodging (1-5)	Height (in)	PSS (%)	Seed		
					Quality (1-5)	Seed Size (Seed/lb)	Yield (Bu/A)
Dyna-Gro	S58XT30	1.0	23.3	0	2.0	2725	68.4
MorSoy	MS 5607	1.0	26.3	0	1.7	2543	64.7
Southern Harvest	SH 6515 LL/STS	1.0	25.7	0	2.3	2708	62.5
NK Brand	S57-A7X	1.0	23.7	1	2.0	2700	60.9
Dyna-Gro	S56XT99	1.0	32.3	0	1.0	2468	60.0
Credenz	CZ 6020X	1.0	25.7	0	2.0	2116	59.1
Asgrow	AG56X8	1.0	25.0	0	2.0	2513	58.9
Southern Harvest	SH 6020 LL/STS	1.0	25.0	0	2.0	2619	58.7
USG	5618V	1.0	27.3	0	2.0	2792	57.9
Credenz	CZ 5700X	1.0	26.3	0	2.0	2587	57.2
Credenz	CZ 6260LL	1.0	25.0	0	1.0	2559	57.0
Virginia Tech	V17-3039R2LA	1.0	25.7	1	1.7	2406	56.9
Pioneer	P55A49X	1.0	20.3	0	2.0	3003	56.1
Credenz	CZ 6520LL	1.0	26.3	0	2.0	2615	53.6
Asgrow	AG55X7	1.0	20.7	0	1.7	3002	53.3
Credenz	CZ 6770X	1.0	27.3	0	2.0	3002	53.1
Seed Consultants	SC 8570X	1.0	26.3	0	2.0	2832	52.7
Pioneer	95M82	1.0	25.7	0	1.3	2760	50.9
Virginia Tech	V16-0269DI	1.0	29.3	0	1.3	2825	47.6
Credenz	CZ 6730LL	1.0	26.0	1	2.3	2607	37.5
LSD P=.10		-	4.6	0.7	0.5	508	8.1
CV		0.0	13.1	186.2	19.0	13.8	10.5
Grand Mean		1.0	25.7	0.3	1.8	2669	56.4

Table 6e. Performance of full-season late maturity group V entries at Warsaw VA, 2020.

Brand	Variety	Maturity Date	Lodging (1-5)	Height (in)	PSS (%)	Seed		
						Quality (1-5)	Seed Size (Seed/lb)	Yield (Bu/A)
Credenz	CZ 6260LL	27-Oct	2.4	37.3	0	2.0	2676	59.1
Credenz	CZ 5700X	25-Oct	1.8	39.7	0	1.0	3013	58.5
NK Brand	S57-A7X	25-Oct	1.3	36.3	0	1.0	3020	58.3
Dyna-Gro	S56XT99	19-Oct	1.8	38.0	0	1.7	2904	58.1
Pioneer	P55A49X	19-Oct	2.0	32.0	0	1.0	3816	57.7
Southern Harvest	SH 6020 LL/STS	27-Oct	2.3	39.3	0	1.7	2875	57.6
Credenz	CZ 6730LL	29-Oct	2.6	36.3	0	2.0	3064	57.4
Dyna-Gro	S58XT30	24-Oct	1.9	40.3	0	1.3	2981	56.9
Southern Harvest	SH 6515 LL/STS	26-Oct	2.1	40.7	0	1.3	2868	56.9
Virginia Tech	V17-3039R2LA	22-Oct	1.7	34.3	4	1.7	2730	56.8
Credenz	CZ 6020X	27-Oct	2.2	36.3	0	2.0	3529	56.8
Seed Consultants	SC 8570X	20-Oct	2.6	37.3	0	1.7	3253	56.4
Credenz	CZ 6520LL	28-Oct	2.2	41.3	0	2.0	2917	56.2
USG	5618V	19-Oct	1.8	34.7	0	2.0	3086	54.7
MorSoy	MS 5607	19-Oct	1.8	35.7	0	1.3	3055	54.4
Asgrow	AG56X8	19-Oct	1.8	38.3	0	1.0	2989	54.0
Credenz	CZ 6770X	29-Oct	2.6	41.0	0	2.0	3315	54.0
Asgrow	AG55X7	18-Oct	1.3	33.0	0	1.0	3622	53.4
Pioneer	95M82	23-Oct	2.0	39.0	0	1.0	3191	53.1
Virginia Tech	V16-0269DI	18-Oct	1.8	34.0	0	1.7	3411	50.7
LSD P=.10		1.6	0.4	2.2	1.4	0.5	115	3.7
CV		2.2	15.5	4.4	473.7	24.2	2.7	4.8
Grand Mean		23-Oct	2.0	37.3	0.2	1.5	3116	56.0

Table 6f. Performance of double-crop late maturity group V entries at Blackstone VA, 2020.

Brand	Variety	Lodging (1-5)	Height (in)	PSS (%)	Seed		
					Quality (1-5)	Seed Size (Seed/lb)	Yield (Bu/A)
Dyna-Gro	S58XT30	1.0	25.0	0	2.0	2482	57.9
Credenz	CZ 6260LL	1.0	28.0	0	1.3	2252	57.5
Credenz	CZ 6730LL	1.0	30.0	0	2.0	2665	57.2
MorSoy	MS 5607	1.0	27.7	0	2.0	2498	56.7
Credenz	CZ 6020X	1.0	26.3	1	2.0	2961	56.7
Progeny	P 6461RX	1.0	27.0	0	2.0	2987	56.1
Credenz	CZ 6770X	1.0	27.7	0	2.0	2687	55.6
Southern Harvest	SH 6020 LL/STS	1.0	29.0	0	2.0	2560	55.3
Virginia Tech	V17-3039R2LA	1.0	26.7	2	2.0	2263	55.1
Southern Harvest	SH 6515 LL/STS	1.0	32.0	0	2.0	2473	54.8
Dyna-Gro	S56XT99	1.0	29.0	0	2.0	2447	53.4
Credenz	CZ 5700X	1.0	25.7	0	2.0	2491	53.1
Credenz	CZ 6520LL	1.0	32.3	0	2.0	2546	52.5
Progeny	P 5554RX	1.0	28.7	0	3.0	2386	52.2
USG	5618V	1.0	28.0	0	2.0	2774	51.0
Asgrow	AG55X7	1.0	24.3	0	2.0	2955	49.1
Virginia Tech	V16-0269DI	1.0	22.3	0	2.0	2595	48.8
Asgrow	AG56X8	1.0	25.0	0	2.0	2415	47.0
Donmario Seeds	DM 51E01	1.0	23.7	0	2.0	2960	39.3
LSD P=.10		-	4.1	0.6	0.2	82	6.2
CV		0.0	10.8	165.1	6.7	2.3	8.3
Grand Mean		1.0	27.7	0.3	2.0	2601	53.7

Table 6g. Performance of double-crop late maturity group V entries at Eastern Shore VA, 2020.

Brand	Variety	Lodging (1-5)	Height (in)	PSS (%)	Seed		
					Quality (1-5)	Seed Size (Seed/lb)	Yield (Bu/A)
Credenz	CZ 6730LL	1.0	23.7	0	2.0	2464	62.6
MorSoy	MS 5607	1.0	23.0	2	2.0	2437	61.9
Progeny	P 6461RX	1.0	25.3	1	2.0	2839	60.8
Credenz	CZ 6020X	1.0	21.0	1	2.0	2763	59.8
Southern Harvest	SH 6020 LL/STS	1.0	21.3	0	2.0	2275	59.6
Southern Harvest	SH 6515 LL/STS	1.0	23.7	0	2.0	2317	58.8
Dyna-Gro	S56XT99	1.0	22.0	2	2.0	2369	57.9
Asgrow	AG56X8	1.0	24.0	2	2.0	2467	57.8
Progeny	P 5554RX	1.0	24.3	3	2.0	2448	57.4
Asgrow	AG55X7	1.0	15.4	6	2.0	2616	56.9
Credenz	CZ 6770X	1.0	26.3	0	2.0	2661	56.4
Credenz	CZ 5700X	1.0	23.0	1	2.0	2402	56.1
Dyna-Gro	S58XT30	1.0	23.3	2	2.0	2312	55.3
Credenz	CZ 6520LL	1.0	26.0	0	2.0	2358	54.4
Donmario Seeds	DM 51E01	1.3	25.7	2	2.0	2662	51.3
Virginia Tech	V16-0269DI	1.0	15.7	6	2.3	2542	50.6
Credenz	CZ 6260LL	1.0	20.4	0	2.0	2177	48.3
USG	5618V	1.0	16.7	5	2.0	2486	46.1
Virginia Tech	V17-3039R2LA	1.0	16.7	3	2.0	2316	44.2
LSD P=.10		-	3.1	2.6	0.3	89	8.6
CV		0.0	9.9	100.8	9.6	2.6	11.1
Grand Mean		1.0	22.3	1.9	2.0	2478	56.0

Table 6h. Performance of double-crop late maturity group V entries at Orange VA, 2020.

Brand	Variety	Lodging (1-5)	Height (in)	PSS (%)	Seed		
					Quality (1-5)	Seed Size (Seed/lb)	Yield (Bu/A)
USG	5618V	1.6	33.9	0	2.0	3121	65.9
Credenz	CZ 6020X	1.8	36.7	0	2.0	3596	63.6
Asgrow	AG55X7	1.4	33.9	0	2.0	3121	61.4
Donmario Seeds	DM 51E01	1.5	47.3	0	2.0	3322	60.1
Asgrow	AG56X8	2.1	40.4	0	2.0	2914	59.9
MorSoy	MS 5607	2.5	41.0	0	2.0	3162	59.9
Dyna-Gro	S56XT99	1.7	39.3	0	2.0	3014	59.4
Credenz	CZ 5700X	2.0	39.0	0	2.0	3185	58.8
Southern Harvest	SH 6020 LL/STS	2.4	39.4	0	2.0	3157	58.7
Credenz	CZ 6730LL	2.8	37.3	0	2.0	3371	58.1
Virginia Tech	V16-0269DI	2.4	32.9	0	2.0	3086	56.4
Southern Harvest	SH 6515 LL/STS	2.9	38.4	0	2.0	3121	55.6
Progeny	P 6461RX	2.5	39.3	0	2.0	3502	54.6
Credenz	CZ 6520LL	1.9	41.4	0	2.0	3246	54.5
Dyna-Gro	S58XT30	2.0	34.7	0	2.0	3174	54.0
Virginia Tech	V17-3039R2LA	2.1	36.9	1	2.0	3005	53.8
Progeny	P 5554RX	2.1	36.4	0	2.0	2927	53.3
Credenz	CZ 6770X	2.5	43.7	0	2.0	3208	53.2
Credenz	CZ 6260LL	2.8	38.0	0	2.0	2832	50.0
LSD P=.10		0.8	3.0	0.4	-	153.3	6.8
CV		24.5	5.6	415.0	0.0	3.4	8.5
Grand Mean		2.3	38.2	0.1	2.0	3208.4	57.3

Table 6i. Performance of double-crop late maturity group V entries at Suffolk VA, 2020.

Brand	Variety	Lodging (1-5)	Height (in)	PSS (%)	Seed		
					Quality (1-5)	Seed Size (Seed/lb)	Yield (Bu/A)
Credenz	CZ 6730LL	1.0	33.7	0	1.0	2868	69.0
Credenz	CZ 5700X	1.0	34.7	0	1.0	2840	64.9
Dyna-Gro	S58XT30	1.0	35.0	0	1.0	2865	64.7
Progeny	P 6461RX	1.7	34.3	0	1.0	3352	64.1
Credenz	CZ 6770X	1.3	37.3	0	1.0	3110	63.6
Progeny	P 5554RX	1.0	33.3	0	1.0	2676	63.1
MorSoy	MS 5607	1.0	37.0	0	1.0	2810	63.0
USG	5618V	1.0	28.1	0	1.0	3031	61.2
Southern Harvest	SH 6020 LL/STS	1.0	33.3	0	1.0	2907	60.8
Asgrow	AG55X7	1.0	29.3	0	1.0	3090	60.7
Dyna-Gro	S56XT99	1.0	34.0	0	1.0	2650	60.5
Credenz	CZ 6020X	1.0	30.3	0	1.0	3314	59.7
Asgrow	AG56X8	1.0	35.7	0	1.0	2792	59.3
Southern Harvest	SH 6515 LL/STS	1.0	36.3	0	1.0	2863	58.9
Donmario Seeds	DM 51E01	1	39.3	0	1	3265	58.1
Credenz	CZ 6520LL	1.0	33.7	0	1.0	2763	58.0
Virginia Tech	V16-0269DI	1.0	31.0	0	1.0	3114	57.6
Credenz	CZ 6260LL	1.0	30.7	0	1.0	2610	57.0
Virginia Tech	V17-3039R2LA	1.0	28.6	0	1.0	2529	53.4
LSD P=.10		0.3	3.1	0.3	-	110.6	5.3
CV		18.0	6.7	433.8	0.0	2.8	6.3
Grand Mean		1.1	33.4	0.1	1.0	2916.9	61.1

Table 6j. Performance of double-crop late maturity group V entries at Warsaw VA, 2020.

Brand	Variety	Maturity Date	Lodging (1-5)	Height (in)	PSS (%)	Seed		
						Quality (1-5)	Seed Size (Seed/lb)	Yield (Bu/A)
Southern Harvest	SH 6020 LL/STS	9-Nov	2.4	31.3	0	2.0	2611	71.4
Credenz	CZ 6020X	7-Nov	1.9	33.0	0	2.0	3244	70.6
Credenz	CZ 6770X	11-Nov	2.3	35.3	0	2.0	2912	69.3
Dyna-Gro	S56XT99	4-Nov	2.1	35.0	0	2.0	2708	69.2
Progeny	P 6461RX	11-Nov	2.5	35.0	0	2.0	2987	69.1
Southern Harvest	SH 6515 LL/STS	10-Nov	2.5	33.0	0	2.0	2635	69.1
Asgrow	AG56X8	3-Nov	2.2	34.7	0	2.0	2769	68.5
Credenz	CZ 6730LL	12-Nov	2.6	33.3	0	2.0	2741	67.8
Progeny	P 5554RX	6-Nov	2.3	35.0	1	2.0	2640	67.6
Dyna-Gro	S58XT30	7-Nov	2.0	33.3	0	2.0	2713	66.4
Virginia Tech	V17-3039R2LA	10-Nov	1.9	31.3	0	2.0	2580	66.1
Credenz	CZ 6520LL	11-Nov	2.3	34.7	0	2.0	2650	65.4
Virginia Tech	V16-0269DI	3-Nov	2.5	28.0	2	2.3	3061	64.9
Credenz	CZ 5700X	4-Nov	1.9	34.7	0	2.3	2740	64.7
MorSoy	MS 5607	4-Nov	2.7	32.7	1	2.0	2752	64.5
Asgrow	AG55X7	3-Nov	1.8	29.3	0	2.0	3205	63.8
USG	5618V	1-Nov	1.8	28.0	0	2.0	3155	63.7
Donmario Seeds	DM 51E01	8-Nov	2.3	35.0	2	2.0	3014	63.3
Credenz	CZ 6260LL	13-Nov	2.8	30.3	0	2.0	2373	61.7
LSD P=.10		2.0	0.4	3.3	0.8	0.3	90	5.0
CV		2.2	11.4	7.3	174.7	9.0	2.3	5.5
Grand Mean		7-Nov	2.3	32.7	0.3	2.0	2838	66.4

Visit Virginia Cooperative Extension: ext.vt.edu

Virginia Cooperative Extension programs and employment are open to all, regardless of age, color, disability, gender, gender identity, gender expression, national origin, political affiliation, race, religion, sexual orientation, genetic information, veteran status, or any other basis protected by law. An equal opportunity/affirmative action employer. Issued in furtherance of Cooperative Extension work, Virginia Polytechnic Institute and State University, Virginia State University, and the U.S. Department of Agriculture cooperating. Edwin J. Jones, Director, Virginia Cooperative Extension, Virginia Tech, Blacksburg; M. Ray McKinnie, Administrator, 1890 Extension Program, Virginia State University, Petersburg.